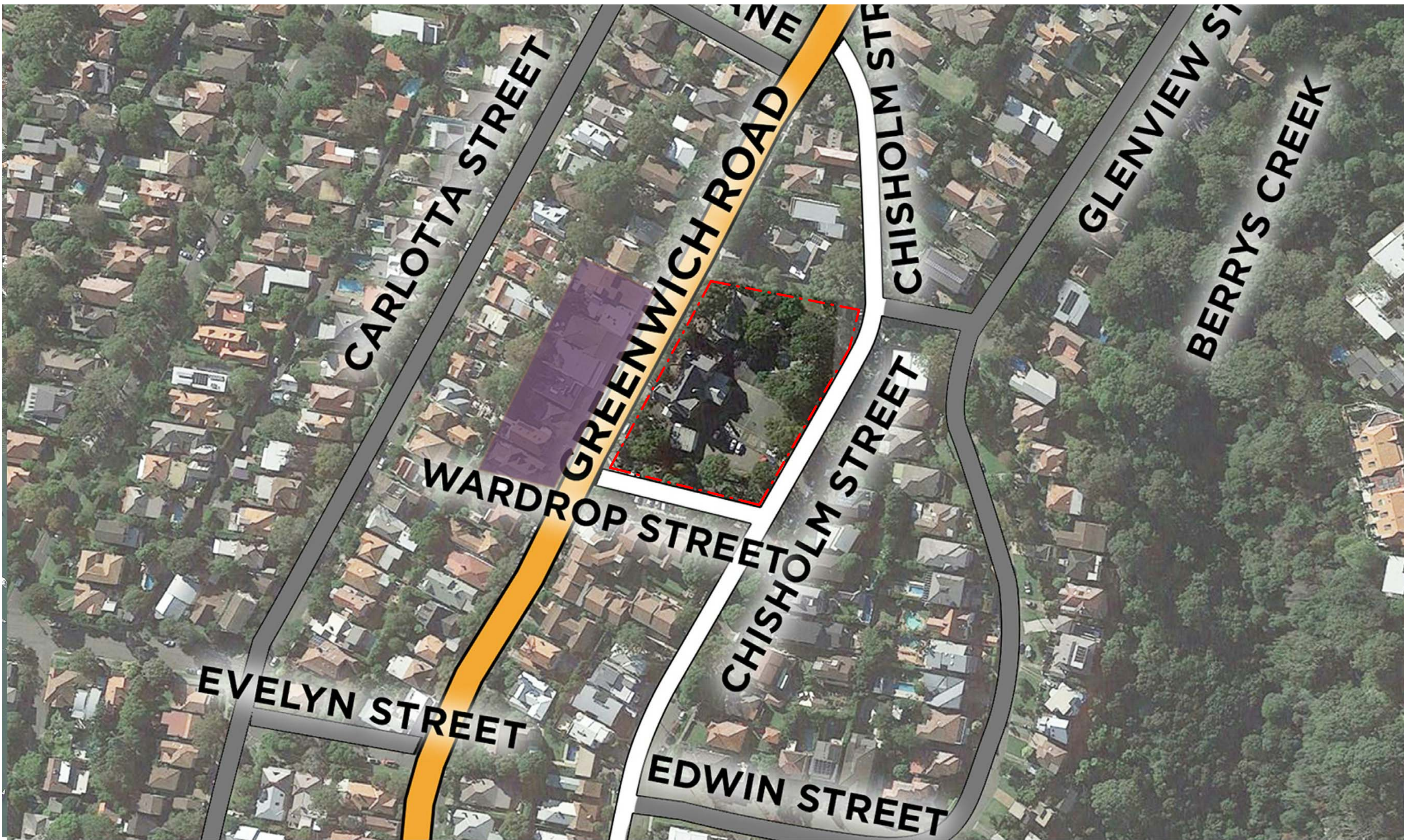


# NSW DEPARTMENT OF EDUCATION

## GREENWICH PUBLIC SCHOOL REDEVELOPMENT

70A GREENWICH ROAD, GREENWICH



- ARTERIAL ROAD
- ACCESS ROAD
- SITE BOUNDARY LINE
- RESIDENTIAL ROAD
- COMMERCIAL
- RESIDENTIAL
- GREEN SPACE

DRAWING COLOUR CODED - PRINT ALL COPIES IN COLOUR

LOCATION PLAN

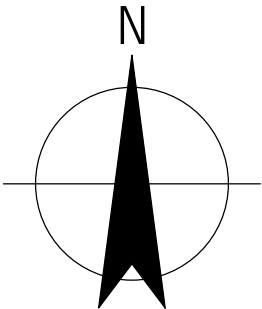
DRAWING LIST - DA			
PROJECT No.	LOCATION CODE	SHEET	TITLE
1. ARCHITECTURAL - DA			
21-26108	GR	DA-AR-0000	LOCATION PLAN AND LIST OF DRAWINGS
21-26108	GR	DA-AR-0011	CONTEXT ANALYSIS - SITE PLAN
21-26108	GR	DA-AR-0050	NOTIFICATION DRAWING
21-26108	GR	DA-AR-0200	SITE DEMOLITION PLAN
21-26108	GR	DA-AR-0500	PHOTOMONTAGE
21-26108	GR	DA-AR-1000	SITE PLAN / SITE SETOUT PLAN
21-26108	GR	DA-AR-1010	SITE ELEVATIONS STREETSCAPE
21-26108	GR	DA-AR-2101	GENERAL ARRANGEMENT - LEVEL 1
21-26108	GR	DA-AR-2102	GENERAL ARRANGEMENT - LEVEL 2
21-26108	GR	DA-AR-2103	GENERAL ARRANGEMENT - ROOF
21-26108	GR	DA-AR-3000	NORTH & SOUTH ELEVATIONS
21-26108	GR	DA-AR-3001	EAST & WEST ELEVATIONS
21-26108	GR	DA-AR-3100	BUILDING SECTIONS
21-26108	GR	DA-AR-5000	BUILDING FABRIC FINISHES SCHEDULE
21-26108	GR	DA-AR-9001	SITE SHADOW DIAGRAMS
2. LANDSCAPE - DA			
21-26108	GR	DA-LA-0001	GENERAL ARRANGEMENT PLAN
21-26108	GR	DA-LA-0002	PLANTING SCHEDULE AND FINISHES PALETTE
21-26108	GR	DA-LA-0003	AVAILABLE PLAY SPACE AREA
3. CIVIL - DA			
21-26108	GR	DA-CI-1110	STORMWATER DRAINAGE PLAN
21-26108	GR	DA-CI-1115	STORMWATER DRAINAGE DETAILS
21-26108	GR	DA-CI-1116	DRAINAGE DETAILS
21-26108	GR	DA-CI-1120	PAVEMENT PLAN
21-26108	GR	DA-CI-1125	PAVEMENT DETAILS
21-26108	GR	DA-CI-1130	EARTHWORKS PLAN
21-26108	GR	DA-CI-1135	EROSION AND SEDIMENT CONTROL PLAN
21-26108	GR	DA-CI-1136	SEDIMENT CONTROL DEVICES



LOCATION MAP - NTS

### DEVELOPMENT APPLICATION

E	ISSUED FOR DEVELOPMENT APPLICATION	BSC	MD*	BM*	29.11.2017
D	ISSUED FOR DEVELOPMENT APPLICATION	BSC	MD*	BM*	16.10.2017
C	DEVELOPMENT APPLICATION ISSUED FOR REVIEW	BSC	MD	BM	29.09.2017
B	ISSUED FOR REVIEW	LL	MD	BM	12.09.2017
A	ISSUED FOR REVIEW	L.L	P.M	M.W	23.08.2017
No	Revision	Note: * indicates signatures on original issue of drawing or last revision of drawing	Drawn	Job Manager Project Director	Date



**GHDWOODHEAD**  
Level 15, 133 Castlereagh St Sydney NSW 2000 Australia  
T 61 2 9239 7100 F 61 2 9239 7199  
E sydmall@ghd.com W www.ghd.com

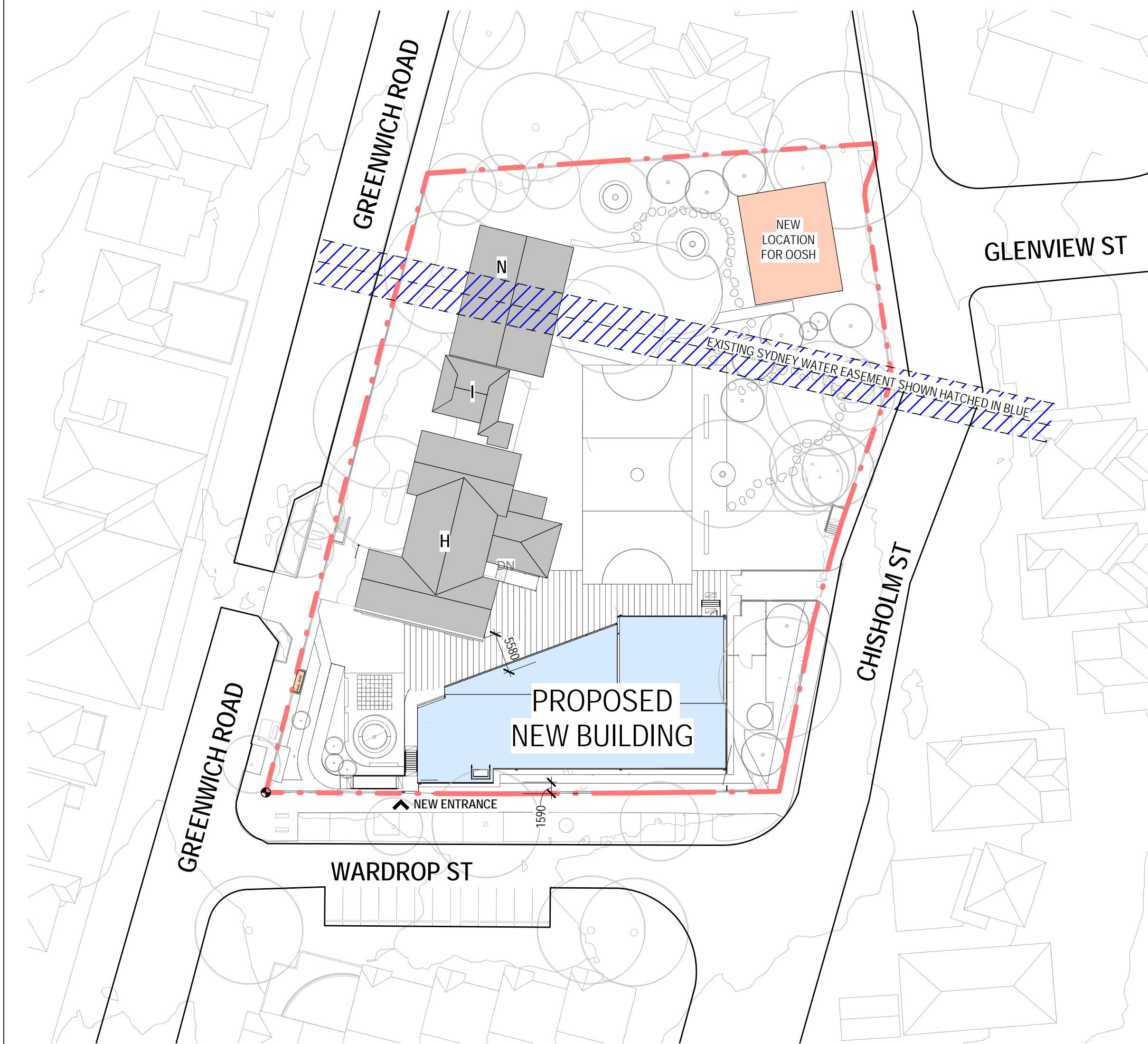
#### DO NOT SCALE

Conditions of Use.  
This document may only be used by GHD's client (and any other person who GHD has agreed can use this document) for the purpose for which it was prepared and must not be used by any other person or for any other purpose.

Drawn	L.LANEGRA	Designer	D.CHEONG
Drafting Check	A. MACLEAN*	Design Check	A. MILLER*
Approved (Project Director)			
Nominated / Responsible Architect	A. MILLER		
Scale	This Drawing must not be used for Construction unless signed as Approved		

Client	NSW DEPARTMENT OF EDUCATION		
Project	GREENWICH PUBLIC SCHOOL REDEVELOPMENT		
	GREENWICH ROAD CAMPUS - ARCHITECTURAL		
Title	LOCATION PLAN AND LIST OF DRAWINGS		
Original Size	A1	Drawing No:	21-26108-GR- DA-AR-0000
Rev:	E		






SITE PLAN NOTIFICATION  
SCALE 1 : 500

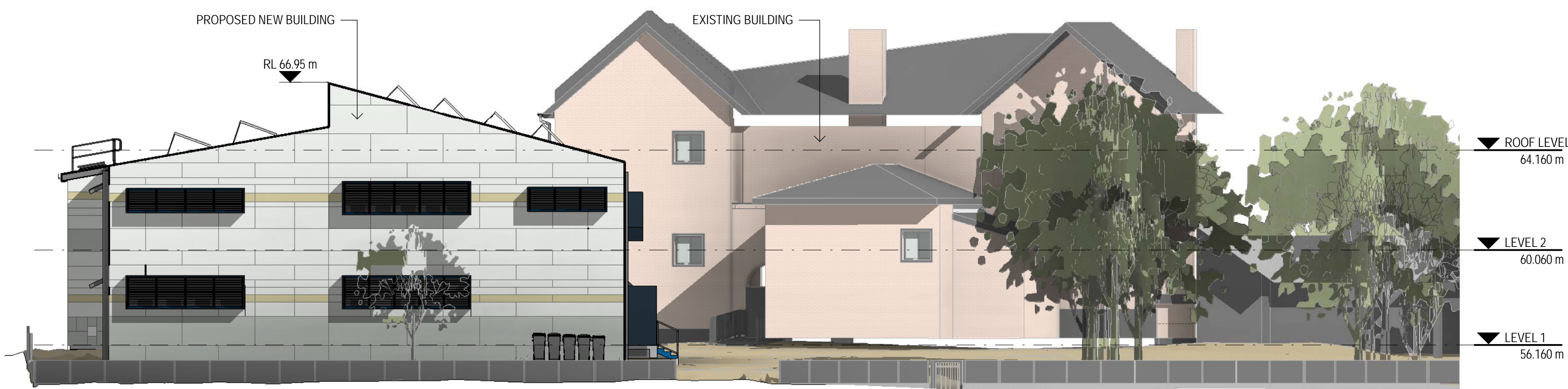
- LEGEND
- H EXISTING ADMINISTRATION BUILDING
  - I EXISTING TOILET BLOCK
  - M EXISTING OOSH TO BE RELOCATED
  - N EXISTING COLA



NORTH ELEVATION  
SCALE 1 : 150



ELEVATION FROM WARDROP ST  
SCALE 1 : 150



ELEVATION FROM CHISHOLM ST  
NOT TO SCALE

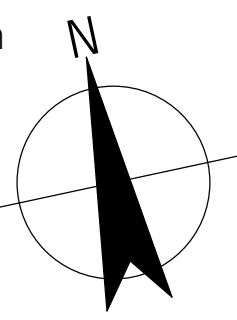
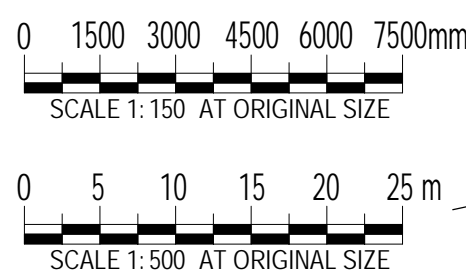


ELEVATION FROM GREENWICH ROAD  
SCALE 1 : 150

DRAWING COLOUR CODED - PRINT ALL COPIES IN COLOUR

DEVELOPMENT APPLICATION

No	Revision	Note: * indicates signatures on original issue of drawing or last revision of drawing	Drawn	Job Manager	Project Director	Date
E	ISSUED FOR DEVELOPMENT APPLICATION		BSC	MD*	BM*	29.11.2017
D	ISSUED FOR DEVELOPMENT APPLICATION		BSC	MD*	BM*	16.10.2017
C	DEVELOPMENT APPLICATION ISSUED FOR REVIEW		BSC	MD	BM	29.09.2017
B	ISSUED FOR REVIEW		LL	MD	BM	12.09.2017
A	ISSUED FOR REVIEW		LL	P.M	M.W	23.08.2017



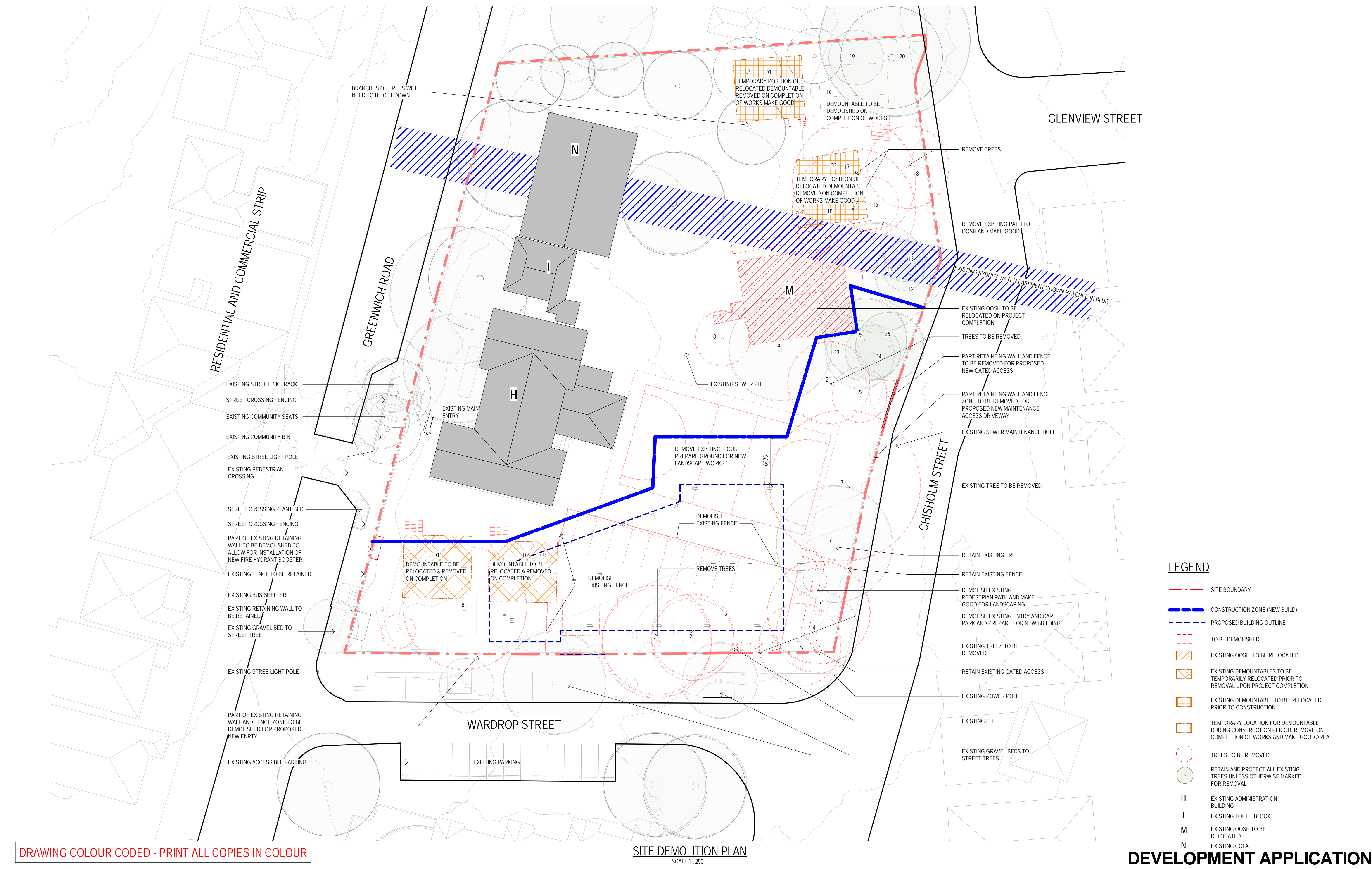
**GHDWOODHEAD**  
Level 15, 133 Castlereagh St Sydney NSW 2000 Australia  
T 61 2 9239 7100 F 61 2 9239 7199  
E sydmall@ghd.com W www.ghd.com

**DO NOT SCALE**  
Conditions of Use.  
This document may only be used by GHD's client (and any other person who GHD has agreed can use this document) for the purpose for which it was prepared and must not be used by any other person or for any other purpose.

Drawn	L.LANEGRA	Designer	D.CHEONG
Drafting Check	A. MACLEAN*	Design Check	A. MILLER*
Approved (Project Director)	A. MILLER		
Nominated / Responsible Architect	A. MILLER		
Scale	As indicated		

Client	NSW DEPARTMENT OF EDUCATION		
Project	GREENWICH PUBLIC SCHOOL REDEVELOPMENT		
Title	GREENWICH ROAD CAMPUS - ARCHITECTURAL NOTIFICATION DRAWING		
Original Size	A1	Drawing No:	21-26108-GR- DA-AR-0050
Rev:	E		



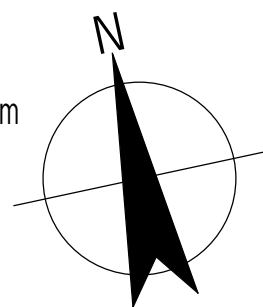


DRAWING COLOUR CODED - PRINT ALL COPIES IN COLOUR

SITE DEMOLITION PLAN  
SCALE 1 : 250

DEVELOPMENT APPLICATION

E	ISSUED FOR DEVELOPMENT APPLICATION	BSC	MD*	BM*	29.11.2017	
D	ISSUED FOR DEVELOPMENT APPLICATION	BSC	MD*	BM*	16.10.2017	
C	DEVELOPMENT APPLICATION ISSUED FOR REVIEW	BSC	MD	BM	29.09.2017	
B	ISSUED FOR REVIEW	LL	MD	BM	12.09.2017	
A	ISSUED FOR REVIEW	LL	P.M	M.W	23.08.2017	
No	Revision	Note: * indicates signatures on original issue of drawing or last revision of drawing	Drawn	Job Manager	Project Director	Date



**GHDWOODHEAD**

Level 15, 133 Castlereagh St Sydney NSW 2000 Australia  
T 61 2 9239 7100 F 61 2 9239 7199  
E sydmail@ghd.com W www.ghd.com

DO NOT SCALE

Conditions of Use.  
This document may only be used by  
GHD's client (and any other person who  
GHD has agreed can use this  
document) for the purpose for which it  
was prepared and must not be used by  
any other person or for any other  
purpose.

Drawn	L.LANEGRA	Designer	D.CHEONG
Drafting Check	A. MACLEAN*	Design Check	A. MILLER*
Approved (Project Director)			
Nominated / Responsible Architect	A. MILLER		
Scale	1 : 250		

Client	NSW DEPARTMENT OF EDUCATION		
Project	GREENWICH PUBLIC SCHOOL REDEVELOPMENT		
	GREENWICH ROAD CAMPUS - ARCHITECTURAL		
Title	SITE DEMOLITION PLAN		
Original Size	A1	Drawing No:	21-26108-GR- DA-AR-0200
Rev:	E		





VIEW FROM GREENWICH ROAD



VIEW FROM CHISHOLM STREET

DRAWING COLOUR CODED - PRINT ALL COPIES IN COLOUR

DEVELOPMENT APPLICATION

												DO NOT SCALE		Drawn L.LANEGRA	Designer D.CHEONG	Client <b>NSW DEPARTMENT OF EDUCATION</b> Project <b>GREENWICH PUBLIC SCHOOL REDEVELOPMENT</b> <b>GREENWICH ROAD CAMPUS - ARCHITECTURAL</b> <b>PHOTOMONTAGE</b>
E	ISSUED FOR DEVELOPMENT APPLICATION			BSC	MD*	BM*	29.11.2017	Conditions of Use. This document may only be used by GHD's client (and any other person who GHD has agreed can use this document) for the purpose for which it was prepared and must not be used by any other person or for any other purpose.		Drafting Check A. MACLEAN	Design Check A.MILLER					
D	ISSUED FOR DEVELOPMENT APPLICATION			BSC	MD*	BM*	16.10.2017			Approved (Project Director)						
C	DEVELOPMENT APPLICATION ISSUED FOR REVIEW			BSC	MD	BM	29.09.2017			Nominated / Responsible Architect A. MILLER						
B	ISSUED FOR REVIEW			RG	MD	BM	12.09.2017									
A	ISSUED FOR REVIEW			L.L	P.M	M.W	23.08.2017			Scale 1 : 500						
No	Revision	Note: * indicates signatures on original issue of drawing or last revision of drawing			Drawn	Job Manager	Project Director	Date			This Drawing must not be used for Construction unless signed as Approved		Original Size <b>A1</b>	Drawing No: <b>21-26108 -GR- DA-AR-0500</b>	Rev: <b>E</b>	










A ELEVATION FROM WARDROP ST  
SCALE 1:150



B ELEVATION FROM CHISHOLM ST  
SCALE 1:150



C ELEVATION VIEW FROM GREENWICH ROAD  
SCALE 1:150

## DEVELOPMENT APPLICATION

No	Revision	Note: * indicates signatures on original issue of drawing or last revision of drawing	Drawn	Job Manager	Project Director	Date
E	ISSUED FOR DEVELOPMENT APPLICATION		BSC	MD*	BM*	29.11.2017
D	ISSUED FOR DEVELOPMENT APPLICATION		BSC	MD*	BM*	16.10.2017
C	DEVELOPMENT APPLICATION ISSUED FOR REVIEW		BSC	MD	BM	29.09.2017
B	ISSUED FOR REVIEW		LL	MD	BM	12.09.2017
A	ISSUED FOR REVIEW		LL	P.M	M.W	23.08.2017

0 1500 3000 4500 6000 7500mm  
SCALE 1:150 AT ORIGINAL SIZE



Education



**GHDWOODHEAD**

Level 15, 133 Castlereagh St Sydney NSW 2000 Australia  
T 61 2 9239 7100 F 61 2 9239 7199  
E sydmall@ghd.com W www.ghd.com

### DO NOT SCALE

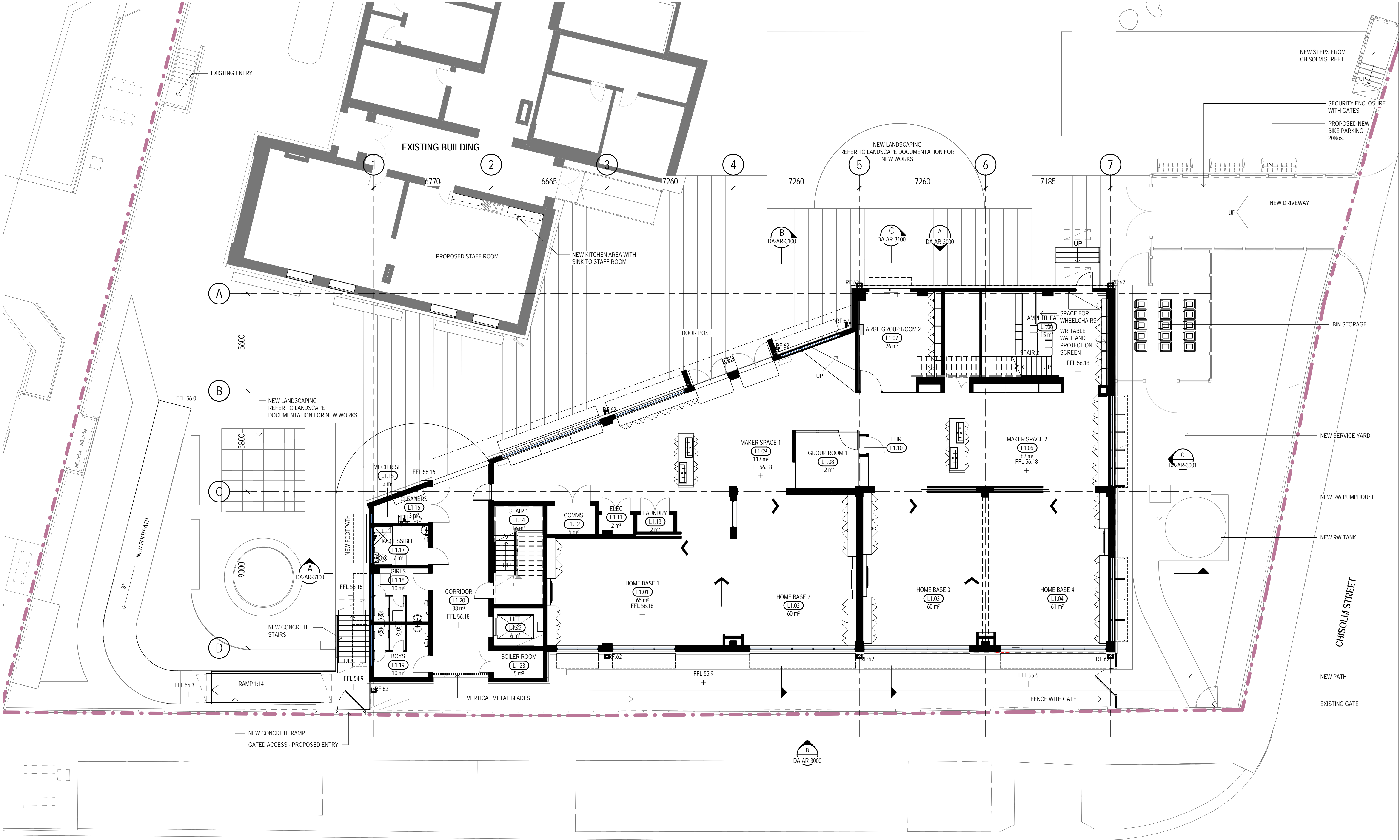
Conditions of Use.  
This document may only be used by  
GHD's client (and any other person who  
GHD has agreed can use this  
document) for the purpose for which it  
was prepared and must not be used by  
any other person or for any other  
purpose.

Drawn	L.LANEGRA	Designer	D.CHEONG
Drafting Check	A. MACLEAN*	Design Check	A. MILLER*
Approved (Project Director)			
Nominated / Responsible Architect	A. MILLER		
Scale	1 : 150		

This Drawing must not be  
used for Construction unless  
signed as Approved

Client	NSW DEPARTMENT OF EDUCATION		
Project	GREENWICH PUBLIC SCHOOL REDEVELOPMENT		
	GREENWICH ROAD CAMPUS - ARCHITECTURAL		
Title	SITE ELEVATIONS STREETScape		
Original Size	A1	Drawing No:	21-26108-GR- DA-AR-1010
Rev:	E		





WARDROP STREET

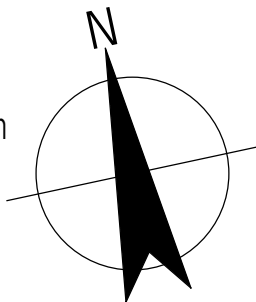
GENERAL ARRANGEMENT - LEVEL 1

SCALE 1:100

DEVELOPMENT APPLICATION

E	ISSUED FOR DEVELOPMENT APPLICATION	BSC	MD*	BM*	29.11.2017	
D	ISSUED FOR DEVELOPMENT APPLICATION	BSC	MD*	BM*	16.10.2017	
C	DEVELOPMENT APPLICATION ISSUED FOR REVIEW	BSC	MD	BM	29.09.2017	
B	ISSUED FOR REVIEW	DC	MD	BM	12.09.2017	
A	ISSUED FOR REVIEW	L.L	P.M	M.W	23.08.2017	
No	Revision	Note: * indicates signatures on original issue of drawing or last revision of drawing	Drawn	Job Manager	Project Director	Date

0 1000 2000 3000 4000 5000mm  
SCALE 1:100 AT ORIGINAL SIZE



**GHDWOODHEAD**

Level 15, 133 Castlereagh St Sydney NSW 2000 Australia  
T 61 2 9239 7100 F 61 2 9239 7199  
E sydmall@ghd.com W www.ghd.com

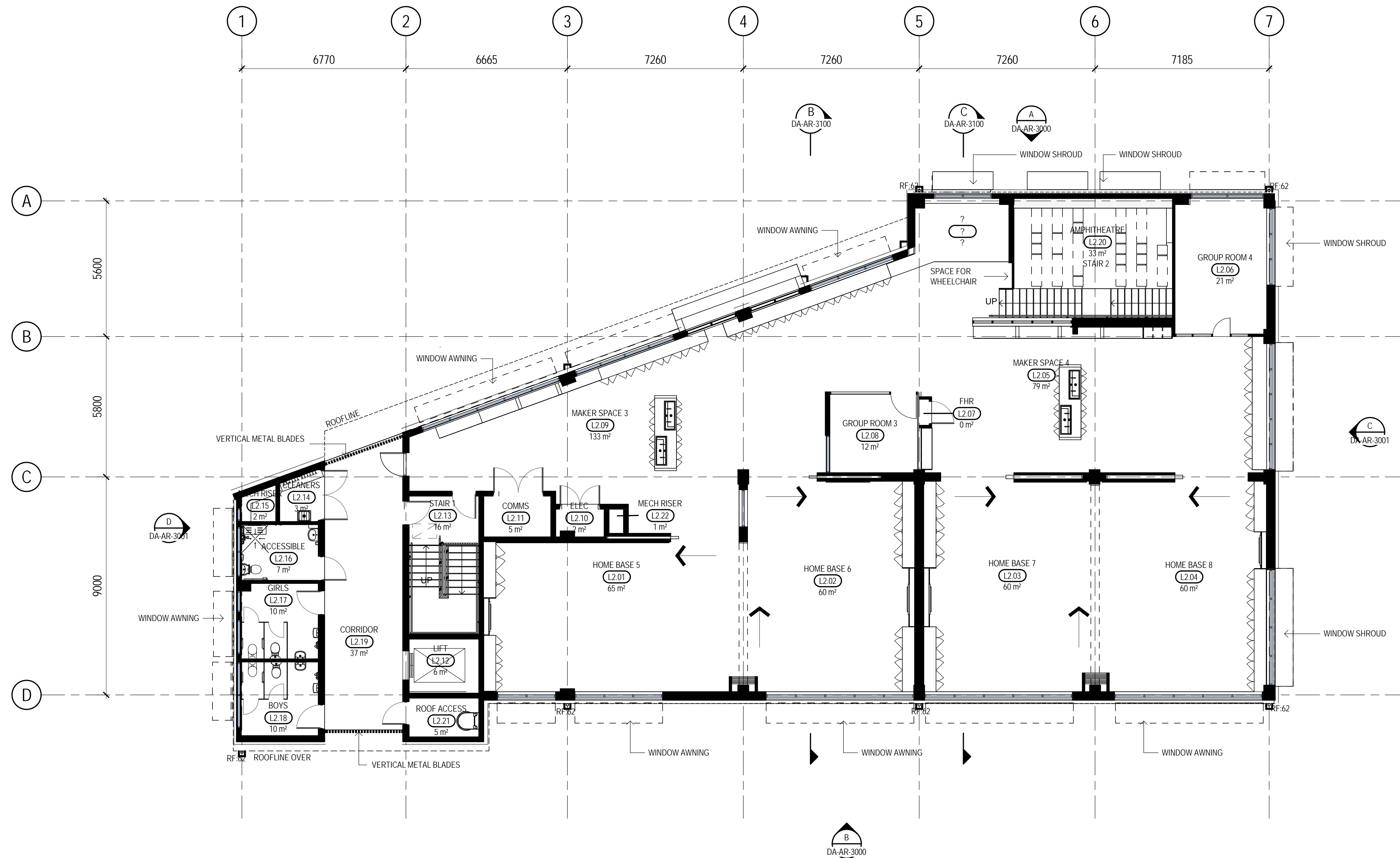
DO NOT SCALE

Conditions of Use.  
This document may only be used by  
GHD's client (and any other person who  
GHD has agreed can use this  
document) for the purpose for which it  
was prepared and must not be used by  
any other person or for any other  
purpose.

Drawn	L.LANEGRA	Designer	D.CHEONG
Drafting Check	A. MACLEAN*	Design Check	A. MILLER*
Approved (Project Director)	Nominated / Responsible Architect A. MILLER		
Scale	1 : 100		

Client	NSW DEPARTMENT OF EDUCATION		
Project	GREENWICH PUBLIC SCHOOL REDEVELOPMENT		
	GREENWICH ROAD CAMPUS - ARCHITECTURAL		
Title	GENERAL ARRANGEMENT - LEVEL 1		
Original Size	A1	Drawing No:	21-26108-GR- DA-AR-2101
		Rev:	E



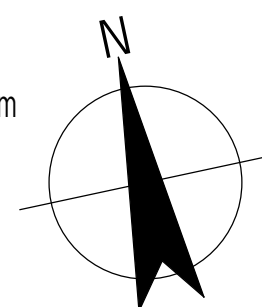


GENERAL ARRANGEMENT - LEVEL 2  
SCALE 1 : 100

## DEVELOPMENT APPLICATION

No	Revision	Note: * indicates signatures on original issue of drawing or last revision of drawing	Drawn	Job Manager	Project Director	Date
E	ISSUED FOR DEVELOPMENT APPLICATION		BSC	MD*	BM*	29.11.2017
D	ISSUED FOR DEVELOPMENT APPLICATION		BSC	MD*	BM*	16.10.2017
C	DEVELOPMENT APPLICATION ISSUED FOR REVIEW		BSC	MD	BM	29.09.2017
B	ISSUED FOR REVIEW		DC	MD	BM	12.09.2017
A	ISSUED FOR REVIEW		L.L	P.M	M.W	23.08.2017

0 1000 2000 3000 4000 5000mm  
SCALE 1:100 AT ORIGINAL SIZE



**GHDWOODHEAD**

Level 15, 133 Castlereagh St Sydney NSW 2000 Australia  
T 61 2 9239 7100 F 61 2 9239 7199  
E sydmall@ghd.com W www.ghd.com

### DO NOT SCALE

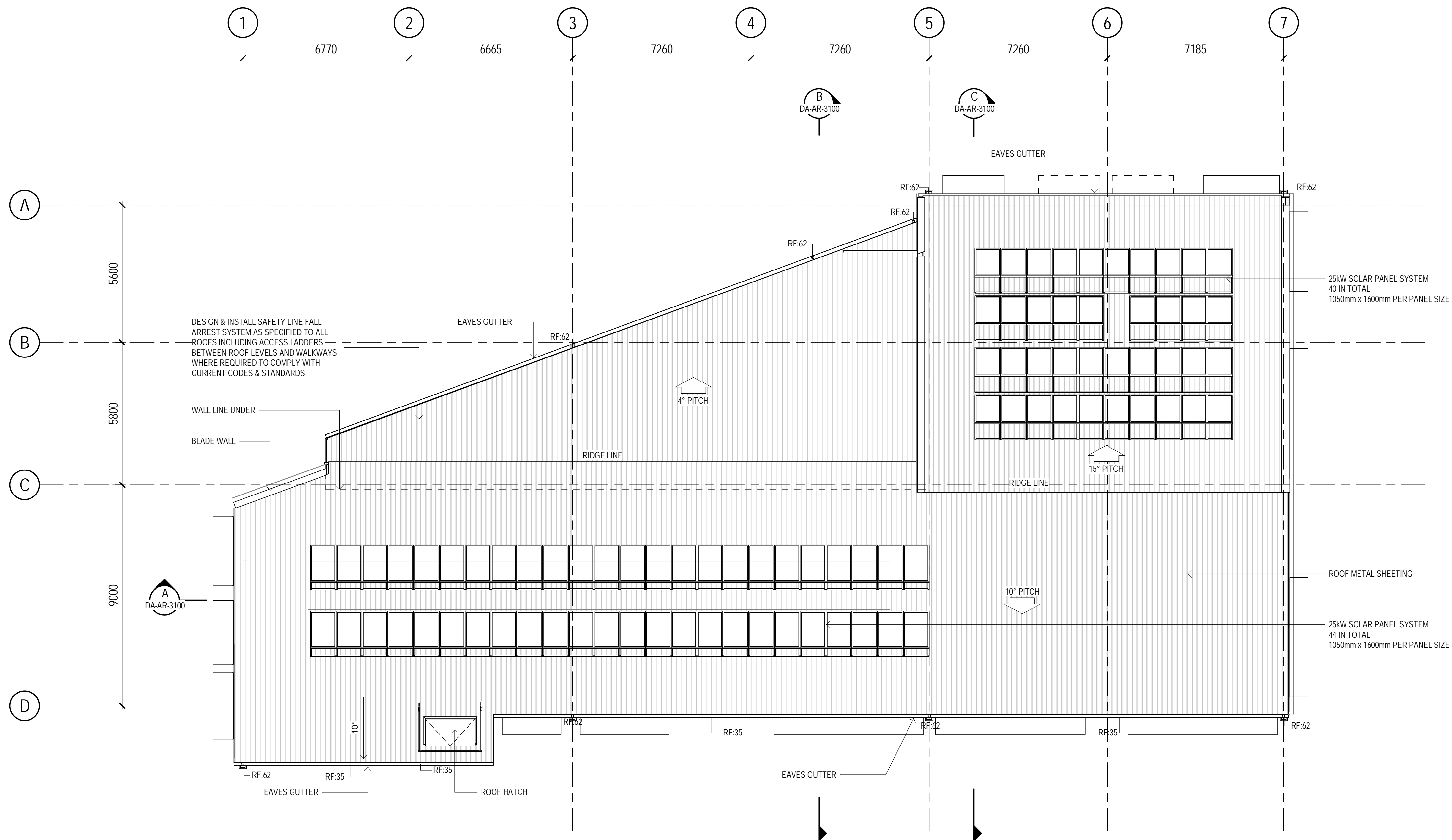
Conditions of Use.  
This document may only be used by GHD's client (and any other person who GHD has agreed can use this document) for the purpose for which it was prepared and must not be used by any other person or for any other purpose.

Drawn	L.LANEGRA	Designer	D.CHEONG
Drafting Check	A. MACLEAN*	Design Check	A. MILLER*
Approved (Project Director)			
Nominated / Responsible Architect	A. MILLER		
Scale	1 : 100		

This Drawing must not be used for Construction unless signed as Approved

Client	NSW DEPARTMENT OF EDUCATION		
Project	GREENWICH PUBLIC SCHOOL REDEVELOPMENT		
	GREENWICH ROAD CAMPUS - ARCHITECTURAL		
Title	GENERAL ARRANGEMENT - LEVEL 2		
Original Size	A1	Drawing No:	21-26108-GR- DA-AR-2102
Rev:	E		

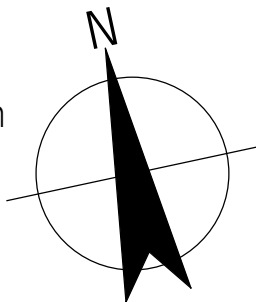




ROOF PLAN  
SCALE 1: 100

DEVELOPMENT APPLICATION

E	ISSUED FOR DEVELOPMENT APPLICATION	BSC	MD*	BM*	29.11.2017	
D	ISSUED FOR DEVELOPMENT APPLICATION	BSC	MD*	BM*	16.10.2017	
C	DEVELOPMENT APPLICATION ISSUED FOR REVIEW	BSC	MD	BM	29.09.2017	
B	ISSUED FOR REVIEW	LL	MD	BM	12.09.2017	
A	ISSUED FOR REVIEW	LL	P.M	M.W	23.08.2017	
No	Revision	Note: * indicates signatures on original issue of drawing or last revision of drawing	Drawn	Job Manager	Project Director	Date



**GHDWOODHEAD**

Level 15, 133 Castlereagh St Sydney NSW 2000 Australia  
T 61 2 9239 7100 F 61 2 9239 7199  
E sydmail@ghd.com W www.ghd.com

DO NOT SCALE

Conditions of Use.  
This document may only be used by GHD's client (and any other person who GHD has agreed can use this document) for the purpose for which it was prepared and must not be used by any other person or for any other purpose.

Drawn	L.LANEGRA	Designer	D.CHEONG
Drafting Check	A. MACLEAN*	Design Check	A.MILLER*
Approved (Project Director)			
Nominated / Responsible Architect	A. MILLER		
Scale	1 : 100		

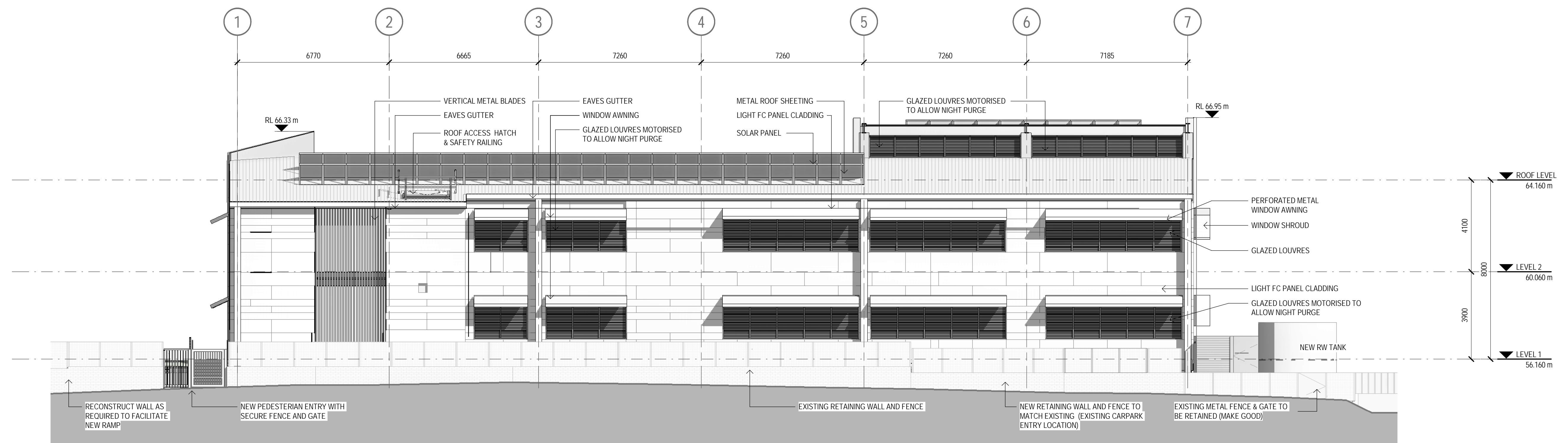
This Drawing must not be used for Construction unless signed as Approved

Client	NSW DEPARTMENT OF EDUCATION		
Project	GREENWICH PUBLIC SCHOOL REDEVELOPMENT		
	GREENWICH ROAD CAMPUS - ARCHITECTURAL		
Title	GENERAL ARRANGEMENT - ROOF		
Original Size	A1	Drawing No:	21-26108-GR- DA-AR-2103
Rev:	E		





**A NORTH ELEVATION**  
DA-AR-2101 SCALE 1:100



**B SOUTH ELEVATION**  
DA-AR-2101 SCALE 1:100

## DEVELOPMENT APPLICATION

E	ISSUED FOR DEVELOPMENT APPLICATION				29.11.2017
D	ISSUED FOR DEVELOPMENT APPLICATION	BSC	MD*	BM*	16.10.2017
C	DEVELOPMENT APPLICATION ISSUED FOR REVIEW	BSC	MD	BM	29.09.2017
B	ISSUED FOR REVIEW	LL	MD	BM	12.09.2017
A	ISSUED FOR REVIEW	L.L	P.W	M.W	23.08.2017
No	Revision	Note: * indicates signatures on original issue of drawing or last revision of drawing	Drawn	Job Manager	Project Director

0 1000 2000 3000 4000 5000mm  
SCALE 1:100 AT ORIGINAL SIZE



**GHDWOODHEAD**  
Level 15, 133 Castlereagh St Sydney NSW 2000 Australia  
T 61 2 9239 7100 F 61 2 9239 7199  
E sydmail@ghd.com W www.ghd.com

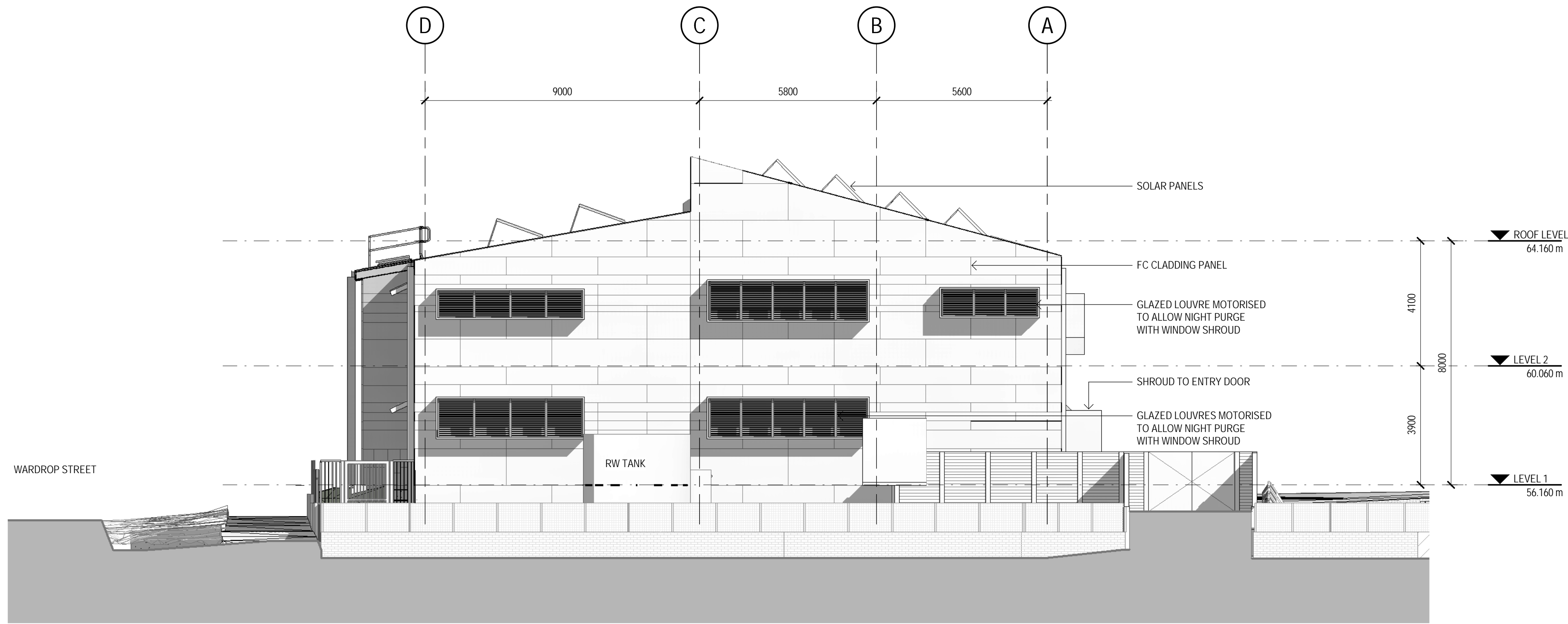
### DO NOT SCALE

Conditions of Use.  
This document may only be used by GHD's client (and any other person who GHD has agreed can use this document) for the purpose for which it was prepared and must not be used by any other person or for any other purpose.

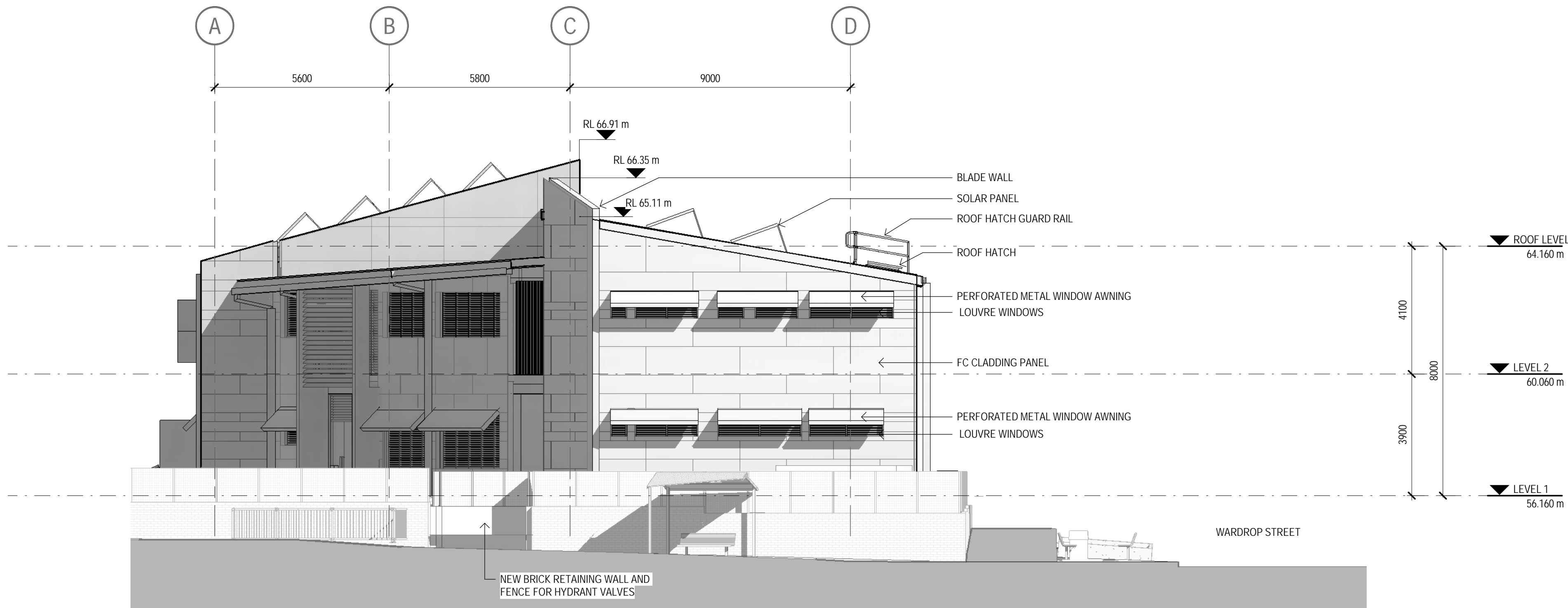
Drawn	L.LANEGRA	Designer	D.CHEONG
Drafting Check	A. MACLEAN*	Design Check	A. MILLER*
Approved (Project Director)		Nominated / Responsible Architect	A. MILLER
Scale	1:100	This Drawing must not be used for Construction unless signed as Approved	

Client	NSW DEPARTMENT OF EDUCATION
Project	GREENWICH PUBLIC SCHOOL REDEVELOPMENT
Title	GREENWICH ROAD CAMPUS - ARCHITECTURAL NORTH & SOUTH ELEVATIONS
Original Size	A1
Drawing No:	21-26108-GR- DA-AR-3000
Rev:	E





**C EAST ELEVATION**  
DA-AR-2101 SCALE 1:100



**D WEST ELEVATION**  
DA-AR-2102 SCALE 1:100

## DEVELOPMENT APPLICATION

No	Revision	Note: * indicates signatures on original issue of drawing or last revision of drawing	Drawn	Job Manager	Project Director	Date
E	ISSUED FOR DEVELOPMENT APPLICATION		BSC	MD*	BM*	29.11.2017
D	ISSUED FOR DEVELOPMENT APPLICATION		BSC	MD*	BM*	16.10.2017
C	DEVELOPMENT APPLICATION ISSUED FOR REVIEW		BSC	MD	BM	29.09.2017
B	ISSUED FOR REVIEW		LL	MD	BM	12.09.2017
A	ISSUED FOR REVIEW		L.L	P.M	M.W	23.08.2017

0 1000 2000 3000 4000 5000mm  
SCALE 1:100 AT ORIGINAL SIZE



**GHDWOODHEAD**  
Level 15, 133 Castlereagh St Sydney NSW 2000 Australia  
T 61 2 9239 7100 F 61 2 9239 7199  
E sydmall@ghd.com W www.ghd.com

### DO NOT SCALE

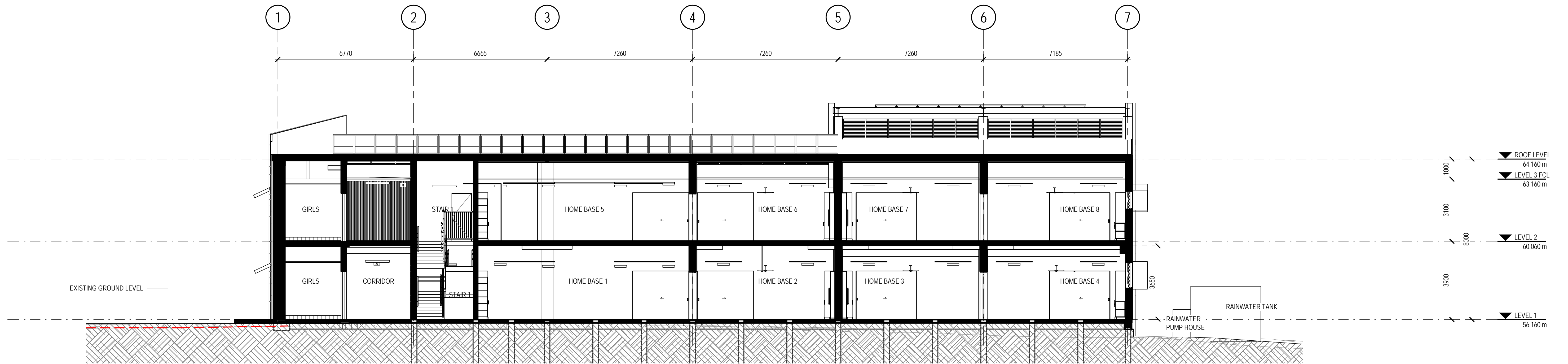
Conditions of Use.  
This document may only be used by  
GHD's client (and any other person who  
GHD has agreed can use this  
document) for the purpose for which it  
was prepared and must not be used by  
any other person or for any other  
purpose.

Drawn	L.LANEGRA	Designer	D.CHEONG
Drafting Check	A. MACLEAN*	Design Check	A.MILLER*
Approved (Project Director)			
Nominated / Responsible Architect	A. MILLER		
Scale	1 : 100		

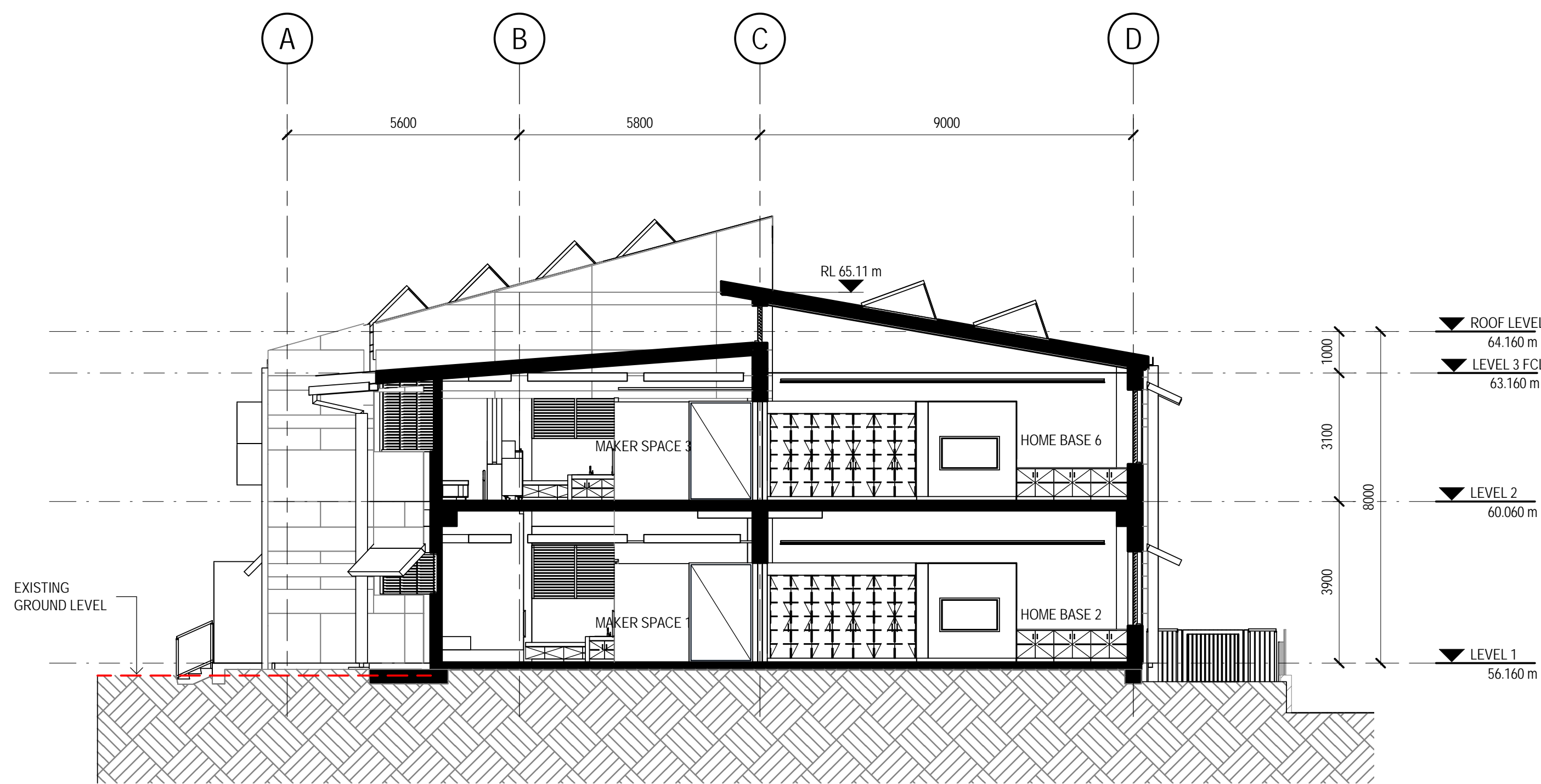
This Drawing must not be  
used for Construction unless  
signed as Approved

Client	NSW DEPARTMENT OF EDUCATION		
Project	GREENWICH PUBLIC SCHOOL REDEVELOPMENT		
	GREENWICH ROAD CAMPUS - ARCHITECTURAL		
Title	EAST & WEST ELEVATIONS		
Original Size	A1	Drawing No:	21-26108-GR- DA-AR-3001
Rev:	E		

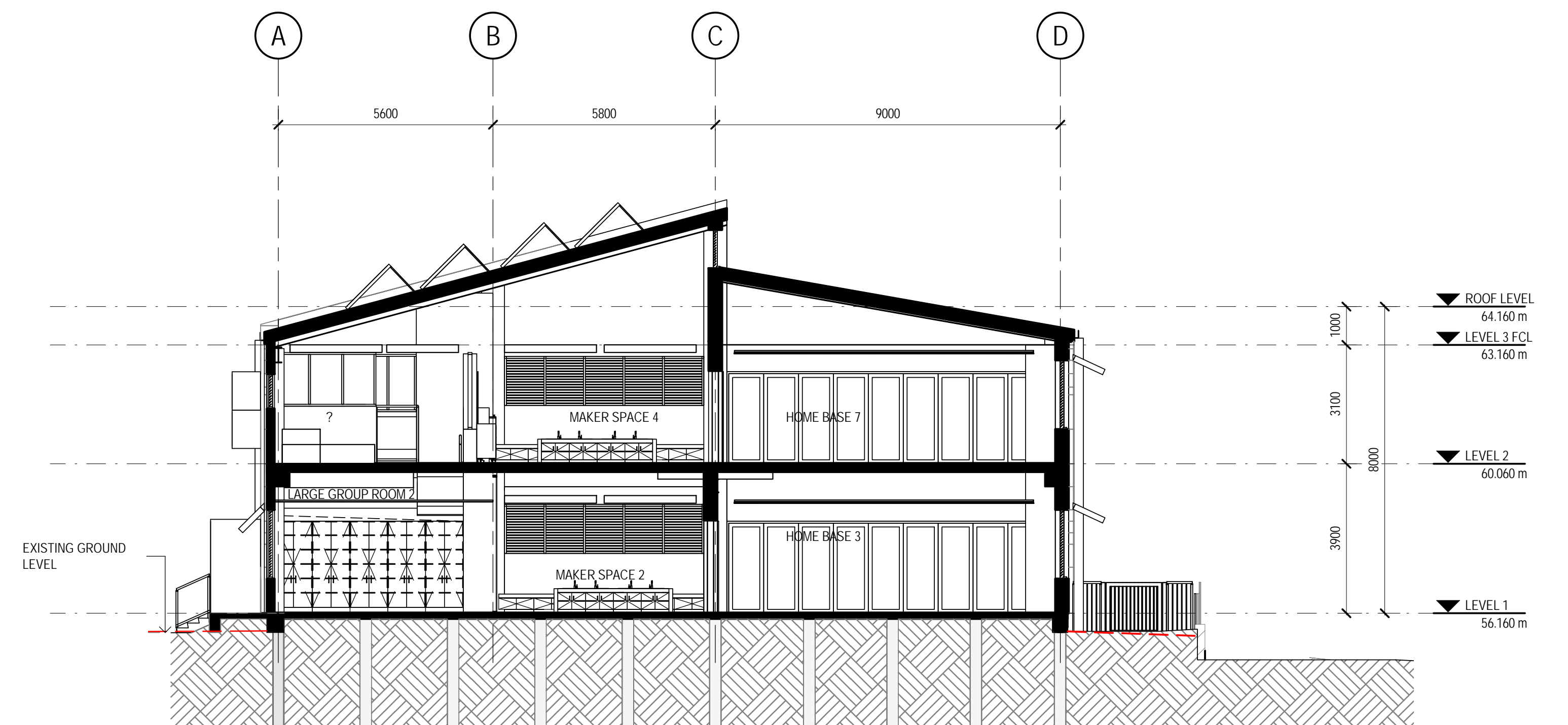




**A** SECTION FACING NORTH  
DA-AR-2101 SCALE 1:100



**B** SECTION FACING EAST  
DA-AR-2101 SCALE 1:100



**C** SECTION FACING EAST  
DA-AR-2101 SCALE 1:100

## DEVELOPMENT APPLICATION

No	Revision	Note: * indicates signatures on original issue of drawing or last revision of drawing	Drawn	Job Manager	Project Director	Date
E	ISSUED FOR DEVELOPMENT APPLICATION		BSC	MD*	BM*	29.11.2017
D	ISSUED FOR DEVELOPMENT APPLICATION		BSC	MD*	BM*	16.10.2017
C	DEVELOPMENT APPLICATION ISSUED FOR REVIEW		BSC	MD	BM	29.09.2017
B	ISSUED FOR REVIEW		LL	MD	BM	12.09.2017
A	ISSUED FOR REVIEW		LL	P.M	M.W	23.08.2017



**GHDWOODHEAD**  
Level 15, 133 Castlereagh St Sydney NSW 2000 Australia  
T 61 2 9239 7100 F 61 2 9239 7199  
E sydmall@ghd.com W www.ghd.com

### DO NOT SCALE

Conditions of Use.  
This document may only be used by  
GHD's client (and any other person who  
GHD has agreed can use this  
document) for the purpose for which it  
was prepared and must not be used by  
any other person or for any other  
purpose.

Drawn	L.LANEGRA	Designer	D.CHEONG
Drafting Check	A. MACLEAN*	Design Check	A. MILLER*
Approved (Project Director)	A. MILLER		
Nominated / Responsible Architect	A. MILLER		
Scale	1 : 100		

This Drawing must not be  
used for Construction unless  
signed as Approved

Client	NSW DEPARTMENT OF EDUCATION		
Project	GREENWICH PUBLIC SCHOOL REDEVELOPMENT		
Title	GREENWICH ROAD CAMPUS - ARCHITECTURAL BUILDING SECTIONS		
Original Size	A1	Drawing No:	21-26108-GR- DA-AR-3100
Rev:	E		





Fibre cement for external cladding  
Colour: White, Beige and Grey




Powdercoated steel shroud to windows



Horizontal aluminium louvres above entry doors



Clear anodised aluminium framing to glazing



Metal deck roofing  
Colour: Colorbond Surfmist



Louvre windows to homebases



Powdercoated perforated metal to angled awnings above windows




Aoustic baffle ceiling to maker spaces



Metal pan ceiling to homebases




Vinyl flooring to maker spaces



Pinboard feature walls to homebases and breakout spaces



Laminate finish to amphitheatre steps



48oz dual bonded broadloom carpet to homebases  
Product: Axminster Ebony269

DRAWING COLOUR CODED - PRINT ALL COPIES IN COLOUR

E	ISSUED FOR DEVELOPMENT APPLICATION	BSC	MD*	BM*	29.11.2017
D	ISSUED FOR DEVELOPMENT APPLICATION	BSC	MD*	BM*	16.10.2017
C	DEVELOPMENT APPLICATION ISSUED FOR REVIEW	BSC	MD	BM	29.09.2017
B	ISSUED FOR REVIEW	LL	MD	BM	12.09.2017
A	ISSUED FOR REVIEW	L.L	P.M	M.W	23.08.2017
No	Revision	Note: * indicates signatures on original issue of drawing or last revision of drawing	Drawn	Job Manager	Project Director
					Date



**GHDWOODHEAD**  
Level 15, 133 Castlereagh St Sydney NSW 2000 Australia  
T 61 2 9239 7100 F 61 2 9239 7199  
E sydmail@ghd.com W www.ghd.com

<b>DO NOT SCALE</b> <small>Conditions of Use. This document may only be used by GHD's client (and any other person who GHD has agreed can use this document) for the purpose for which it was prepared and must not be used by any other person or for any other purpose.</small>	Drawn L.LANEGRA Drafting Check A. MACLEAN* Approved (Project Director) Nominated / Responsible Architect A. MILLER Scale 1 : 100	Designer D.CHEONG Design Check A.MILLER* <small>This Drawing must not be used for Construction unless signed as Approved</small>
--	--	--

Client	NSW DEPARTMENT OF EDUCATION
Project	GREENWICH PUBLIC SCHOOL REDEVELOPMENT
Title	GREENWICH ROAD CAMPUS - ARCHITECTURAL BUILDING FABRIC FINISHES SCHEDULE
Original Size	A1
Drawing No:	21-26108 -GR- DA-AR-5000
Rev:	E



22 JUNE 9AM - EXISTING  
SCALE 1:1000



22 JUNE 9AM - PROPOSED  
SCALE 1:1000



22 DECEMBER 9AM - PROPOSED  
SCALE 1:1000



22 JUNE 12 NOON - EXISTING  
SCALE 1:1000



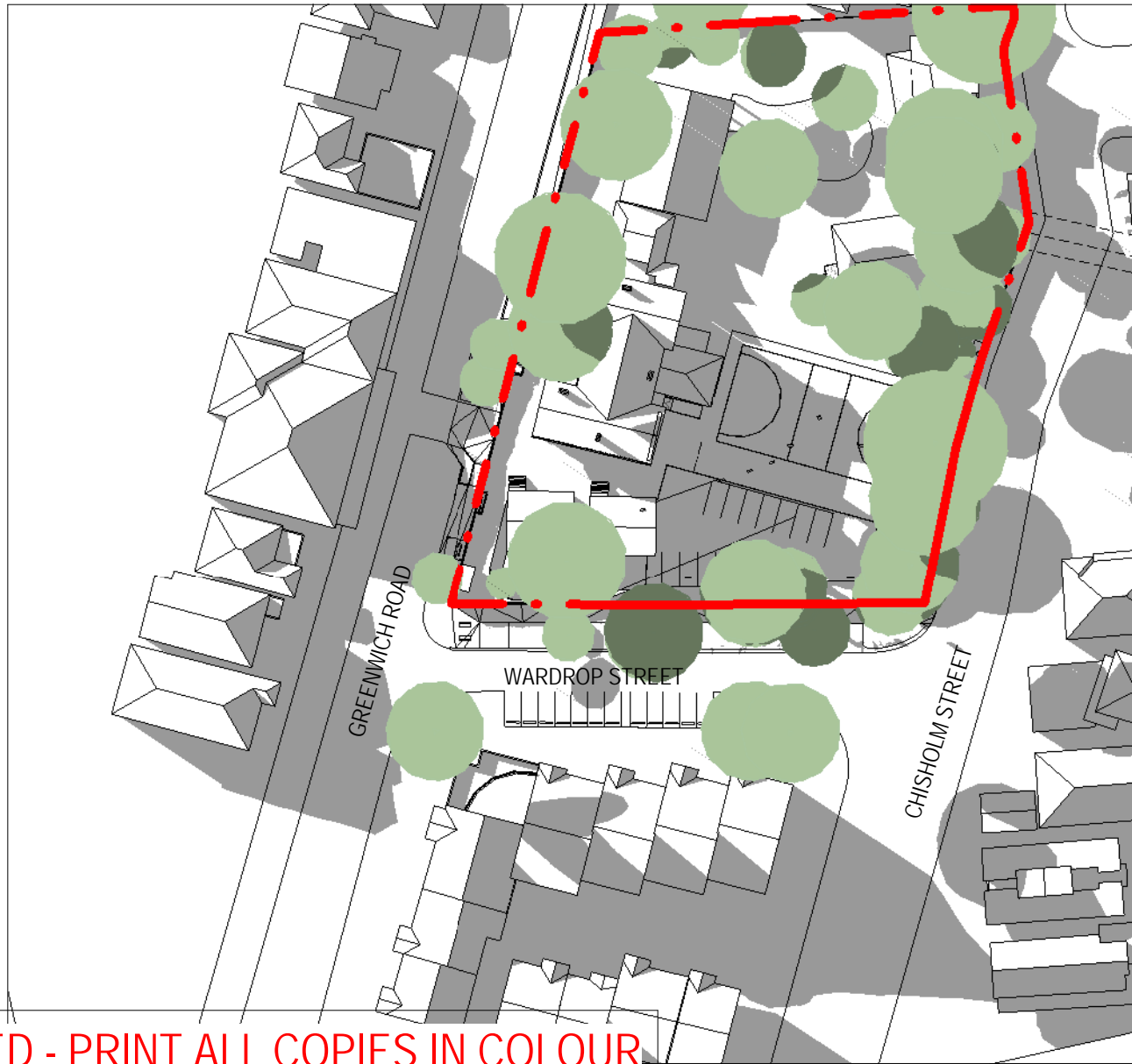
22 JUNE 12 NOON - PROPOSED  
SCALE 1:1000



22 DECEMBER 12 NOON - PROPOSED  
SCALE 1:1000



22 JUNE 3PM - EXISTING  
SCALE 1:1000



22 JUNE 3PM - PROPOSED  
SCALE 1:1000



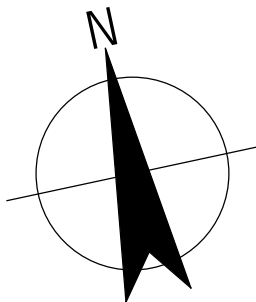
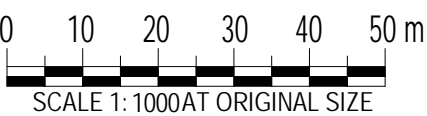
22 DECEMBER 3PM - PROPOSED  
SCALE 1:1000



DRAWING COLOUR CODED - PRINT ALL COPIES IN COLOUR

DEVELOPMENT APPLICATION

E	ISSUED FOR DEVELOPMENT APPLICATION	BSC	MD*	BM*	29.11.2017	
D	ISSUED FOR DEVELOPMENT APPLICATION	BSC	MD*	BM*	16.10.2017	
C	DEVELOPMENT APPLICATION ISSUED FOR REVIEW	BSC	MD	BM	29.09.2017	
B	ISSUED FOR REVIEW	LL	MD	BM	12.09.2017	
A	ISSUED FOR REVIEW	LL	P.M	M.W	23.08.2017	
No	Revision	Note: * indicates signatures on original issue of drawing or last revision of drawing	Drawn	Job Manager	Project Director	Date



**GHDWOODHEAD**  
Level 15, 133 Castlereagh St Sydney NSW 2000 Australia  
T 61 2 9239 7100 F 61 2 9239 7199  
E sydmail@ghd.com W www.ghd.com

DO NOT SCALE

Conditions of Use.  
This document may only be used by GHD's client (and any other person who GHD has agreed can use this document) for the purpose for which it was prepared and must not be used by any other person or for any other purpose.

Drawn	L.LANEGRA	Designer	D.CHEONG
Drafting Check	A. MACLEAN*	Design Check	A. MILLER*
Approved (Project Director)		Nominated / Responsible Architect	A. MILLER
Scale	1 : 1000	This Drawing must not be used for Construction unless signed as Approved	

Client	NSW DEPARTMENT OF EDUCATION
Project	GREENWICH PUBLIC SCHOOL REDEVELOPMENT
Title	GREENWICH ROAD CAMPUS - ARCHITECTURAL SITE SHADOW DIAGRAMS
Original Size	A1
Drawing No:	21-26108-GR- DA-AR-9001
Rev:	E



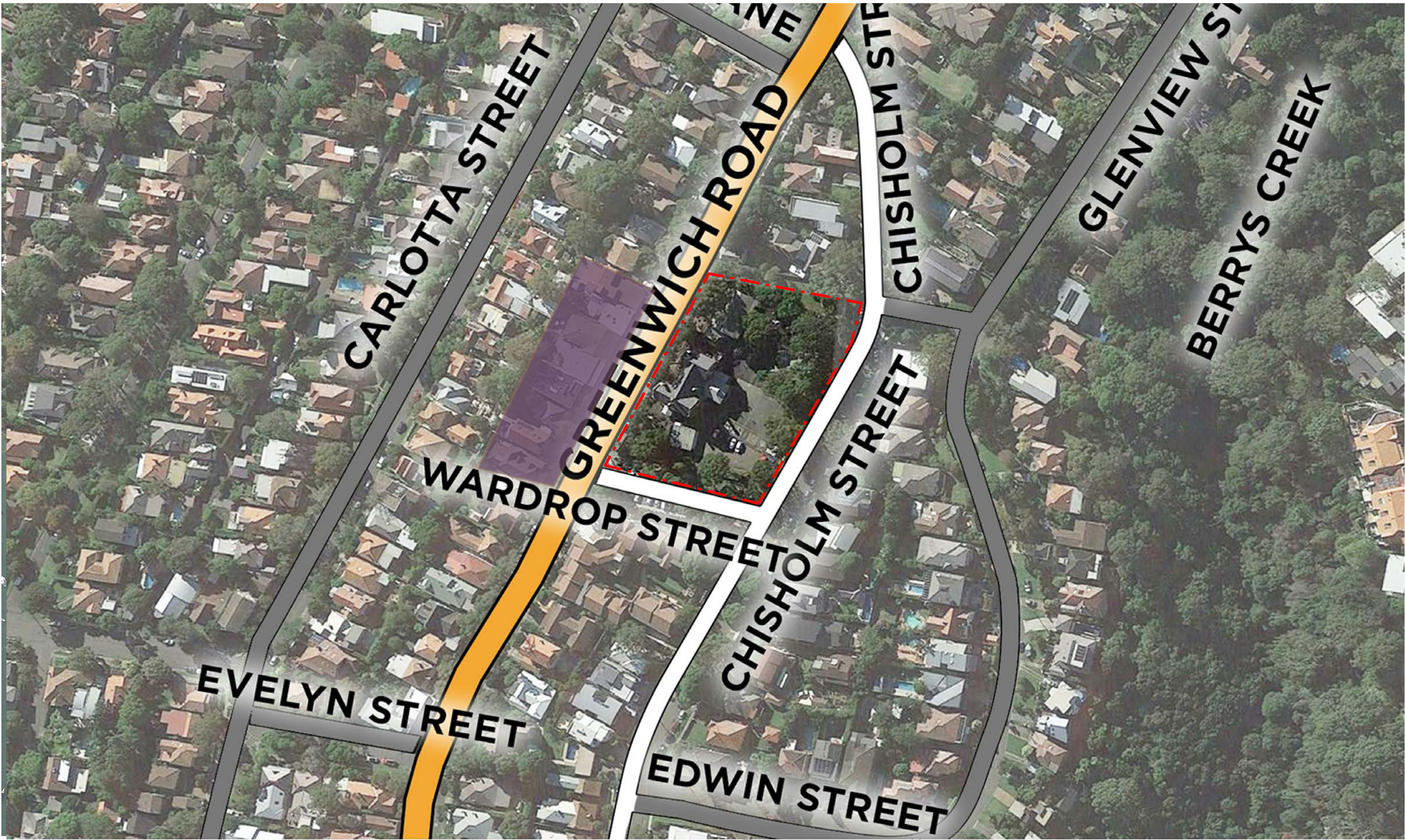




# NSW DEPARTMENT OF EDUCATION

## GREENWICH PUBLIC SCHOOL REDEVELOPMENT

70A GREENWICH ROAD, GREENWICH



- ARTERIAL ROAD  
ACCESS ROAD  
RESIDENTIAL ROAD  
COMMERICAL  
RESIDENTIAL  
GREEN SPACE  
SITE BOUNDARY LINE

### DRAWING INDEX - SD

PROJECT No.	LOCATION CODE	SHEET	TITLE
1. ARCHITECTURAL - SD			
21-26108	GR	SD-AR-0000	COVER SHEET AND LIST OF DRAWINGS
21-26108	GR	SD-AR-0001	LOCATION/EXISTING SITE PLAN
21-26108	GR	SD-AR-0011	SITE ANALYSIS
21-26108	GR	SD-AR-0050	NOTIFICATION DRAWING
21-26108	GR	SD-AR-0200	SITE DEMOLITION PLAN
21-26108	GR	SD-AR-0300	STAGING PLAN / CONSTRUCTION ZONE
21-26108	GR	SD-AR-0500	PHOTOMONTAGE
21-26108	GR	SD-AR-1000	SITE PLAN / SITE SETOUT PLAN
21-26108	GR	SD-AR-1010	SITE ELEVATIONS STREETSCAPE - SHEET 1
21-26108	GR	SD-AR-2000	FLOOR PLAN - LEVEL 1
21-26108	GR	SD-AR-2001	FLOOR PLAN - LEVEL 2
21-26108	GR	SD-AR-2004	ROOF PLAN
21-26108	GR	SD-AR-2100	ROOM AREA SCHEDULE
21-26108	GR	SD-AR-2300	LEVEL 1 FLOOR FINISHES PLAN
21-26108	GR	SD-AR-2301	LEVEL 2 FLOOR FINISHES PLAN
21-26108	GR	SD-AR-2350	LEVEL 1 WALL FINISHES PLAN
21-26108	GR	SD-AR-2351	LEVEL 2 WALL FINISHES PLAN
21-26108	GR	SD-AR-2400	LEVEL 1 FF&E PLAN
21-26108	GR	SD-AR-2401	LEVEL 2 FF&E PLAN
21-26108	GR	SD-AR-2500	LEVEL 1 REFLECTED CEILING PLAN
21-26108	GR	SD-AR-2501	LEVEL 2 REFLECTED CEILING PLAN
21-26108	GR	SD-AR-2601	LEVEL 1 - ACOUSTIC WALL TYPE
21-26108	GR	SD-AR-2602	LEVEL 2 - ACOUSTIC WALL TYPE
21-26108	GR	SD-AR-3000	NORTH & SOUTH ELEVATIONS
21-26108	GR	SD-AR-3001	EAST & WEST ELEVATIONS
21-26108	GR	SD-AR-3100	BUILDING SECTIONS
21-26108	GR	SD-AR-4000	TYPICAL DETAIL WALL SECTIONS
21-26108	GR	SD-AR-4001	STAIR DETAILS
21-26108	GR	SD-AR-4510	LIFT DETAIL
21-26108	GR	SD-AR-5000	BUILDING FABRIC FINISHES SCHEDULE
21-26108	GR	SD-AR-5100	WINDOW SCHEDULE
21-26108	GR	SD-AR-5101	WINDOW TYPE DETAILS
21-26108	GR	SD-AR-5500	DOOR TYPE SCHEDULE
21-26108	GR	SD-AR-5301	DOOR TYPE LEGEND
21-26108	GR	SD-AR-6000	PARTITION DETAILS
21-26108	GR	SD-AR-7000	INTERNAL - FF&E SCHEDULE
21-26108	GR	SD-AR-7100	SANITARY FIXTURES & EQUIPMENT SCHEDULE
21-26108	GR	SD-AR-7400	UTILITY & WET AREAS PLAN & ELEVATIONS
21-26108	GR	SD-AR-8100	JOINERY DETAILS
21-26108	GR	SD-AR-8101	JOINERY DETAILS
21-26108	GR	SD-AR-8102	JOINERY DETAILS
21-26108	GR	SD-AR-8103	JOINERY DETAILS
21-26108	GR	SD-AR-8104	JOINERY DETAILS
21-26108	GR	SD-AR-8201	SIGNAGE - SCHEDULE
2. LANDSCAPE - SD			
21-26108	GR	SD-LA-001	GA
21-26108	GR	SD-LA-002	PLANTING SCHEDULE AND FINISHES PALETTE
21-26108	GR	SD-LA-003	AVAILABLE PLAYSPACE
21-26108	GR	SD-LA-0020	LEGEND AND FINISHES SCHEDULE
21-26108	GR	SD-LA-0030	HARDSCAPE AND SOFTSCAPE PALETTE
21-26108	GR	SD-LA-0040	SITE KEY PLAN
21-26108	GR	SD-LA-1000	SITE PLAN
21-26108	GR	SD-LA-1001	TREE PROTECTION PLAN
21-26108	GR	SD-LA-1002	DEMOLITION PLAN
21-26108	GR	SD-LA-1003	AVAILABLE PLAY SPACE AREA
21-26108	GR	SD-LA-1101	GENERAL ARRANGEMENT (SHEET 1 OF 3)
21-26108	GR	SD-LA-1102	GENERAL ARRANGEMENT (SHEET 2 OF 3)
21-26108	GR	SD-LA-1103	GENERAL ARRANGEMENT (SHEET 3 OF 3)
21-26108	GR	SD-LA-5001	HARDSCAPE DETAILS
21-26108	GR	SD-LA-5002	SOFTSCAPE DETAILS (SHEET 1 OF 2)
21-26108	GR	SD-LA-5003	SOFTSCAPE DETAILS (SHEET 2 OF 2)

### DRAWING INDEX - SD

PROJECT No.	LOCATION CODE	SHEET	TITLE
3. CIVIL - SD			
21-26108	GR	SD-CI-1010	STORMWATER DRAINAGE PLAN
21-26108	GR	SD-CI-1015	STORMWATER DRAINAGE DETAILS
21-26108	GR	SD-CI-1016	STORMWATER DRAINAGE DETAILS
21-26108	GR	SD-CI-1020	PAVEMENT PLAN
21-26108	GR	SD-CI-1025	PAVEMENT DETAILS
21-26108	GR	SD-CI-1130	EARTHWORKS PLAN
21-26108	GR	SD-CI-1135	EROSION AND SEDIMENT CONTROL PLAN
21-26108	GR	SD-CI-1136	EROSION AND SEDIMENT CONTROL DETAILS
4. STRUCTURAL - SD			
21-26108	GR	SD-ST-0001	STRUCTURAL NOTES - SHEET 1
21-26108	GR	SD-ST-0002	STRUCTURAL NOTES - SHEET 2
21-26108	GR	SD-ST-0003	STRUCTURAL NOTES - SHEET 3
21-26108	GR	SD-ST-1050	STANDARD JOINT DETAILS
21-26108	GR	SD-ST-2000	LEVEL 1 - FLOOR PLAN
21-26108	GR	SD-ST-2001	LEVEL 2 - FLOOR PLAN
21-26108	GR	SD-ST-2050	CONCRETE DETAILS - SHEET 1
21-26108	GR	SD-ST-2051	CONCRETE DETAILS - SHEET 2
21-26108	GR	SD-ST-3000	ROOF STEEL MARKING PLAN
21-26108	GR	SD-ST-3010	ROOF STEEL MARKING SECTIONS - SHEET 1
21-26108	GR	SD-ST-3011	ROOF STEEL MARKING SECTIONS - SHEET 2
21-26108	GR	SD-ST-3012	ROOF STEEL MARKING SECTIONS - SHEET 3
21-26108	GR	SD-ST-3050	STEEL DETAILS
5. HYDRAULICS - SD			
21-26108	GR	HY-0002	GENERAL NOTES AND LEGEND
21-26108	GR	HY-0003	DETAILS AND SCHEMATICS
21-26108	GR	HY-1001	SITE PLAN
21-26108	GR	HY-1002	LEVEL 1 - DRAINAGE
21-26108	GR	HY-1003	LEVEL 1 - WATER, GAS AND FIRE SERVICES
21-26108	GR	HY-2001	LEVEL 2 - DRAINAGE
21-26108	GR	HY-2002	LEVEL 2 - WATER, GAS AND FIRE SERVICES
21-26108	GR	HY-3001	ROOF LEVEL - DRAINAGE
6. ELECTRICAL - SD			
21-26108	GR	EL-0001	ELECTRICAL LEGEND AND NOTES
21-26108	GR	EL-0002	SECURITY LEGEND
21-26108	GR	EL-0010	PERFORMANCE SPECIFICATION NOTES 1 OF 2
21-26108	GR	EL-0011	PERFORMANCE SPECIFICATION NOTES 2 OF 2
21-26108	GR	EL-1000	SITE RETICULATION PLAN
21-26108	GR	EL-2001	POWER & COMMS PLAN - LEVEL 1
21-26108	GR	EL-2002	POWER & COMMS PLAN - LEVEL 2
21-26108	GR	EL-2101	LIGHTING & FIRE DETECTION PLAN - LEVEL 1
21-26108	GR	EL-2102	LIGHTING & FIRE DETECTION PLAN - LEVEL 2
21-26108	GR	EL-2201	SECURITY PLAN - LEVEL 1
21-26108	GR	EL-2202	SECURITY PLAN - LEVEL 2
21-26108	GR	EL-3001	LV SINGLE LINE DIAGRAMS
21-26108	GR	EL-3002	BLOCK DIAGRAMS
21-26108	GR	EL-3003	LIGHTING CONTROL & FIRE DETECTION SLD
7. MECHANICAL - SD			
21-26108	GR	ME-0001	GENERAL NOTES AND LEGEND
21-26108	GR	ME-1001	MECHANICAL SERVICES PLAN - LEVEL 1
21-26108	GR	ME-2001	MECHANICAL SERVICES PLAN - LEVEL 2
21-26108	GR	ME-3001	MECHANICAL SERVICES PLAN - ROOF LEVEL

DRAWING COLOUR CODED - PRINT ALL COPIES IN COLOUR

H	DRAWING LIST REVISED	MS	PT	PT	14.05.2018	
G	DRAWING LIST	AS	PT	PT	04.05.2018	
F	ISSUED FOR FINAL SCHEME DESIGN	BSC	MD*	BM*	11.01.2018	
E	ISSUED FOR SCHEME DESIGN	BSC	MD*	BM*	27.10.2017	
D	ISSUED FOR DEVELOPMENT APPLICATION	BSC	MD*	BM*	16.10.2017	
C	DEVELOPMENT APPLICATION ISSUED FOR REVIEW	BSC	MD*	BM*	29.09.2017	
B	ISSUED FOR REVIEW	LL	MD*	BM*	12.09.2017	
A	ISSUED FOR REVIEW	LL	MD*	BM*	23.08.2017	
No	Revision	Note: * indicates signatures on original issue of drawing or last revision of drawing	Drawn	Job Manager	Project Director	Date



**GHDWOODHEAD**

Level 15, 133 Castlereagh St Sydney NSW 2000 Australia  
T 61 2 9239 7100 F 61 2 9239 7199  
E sydmall@ghd.com W www.ghd.com

### DO NOT SCALE

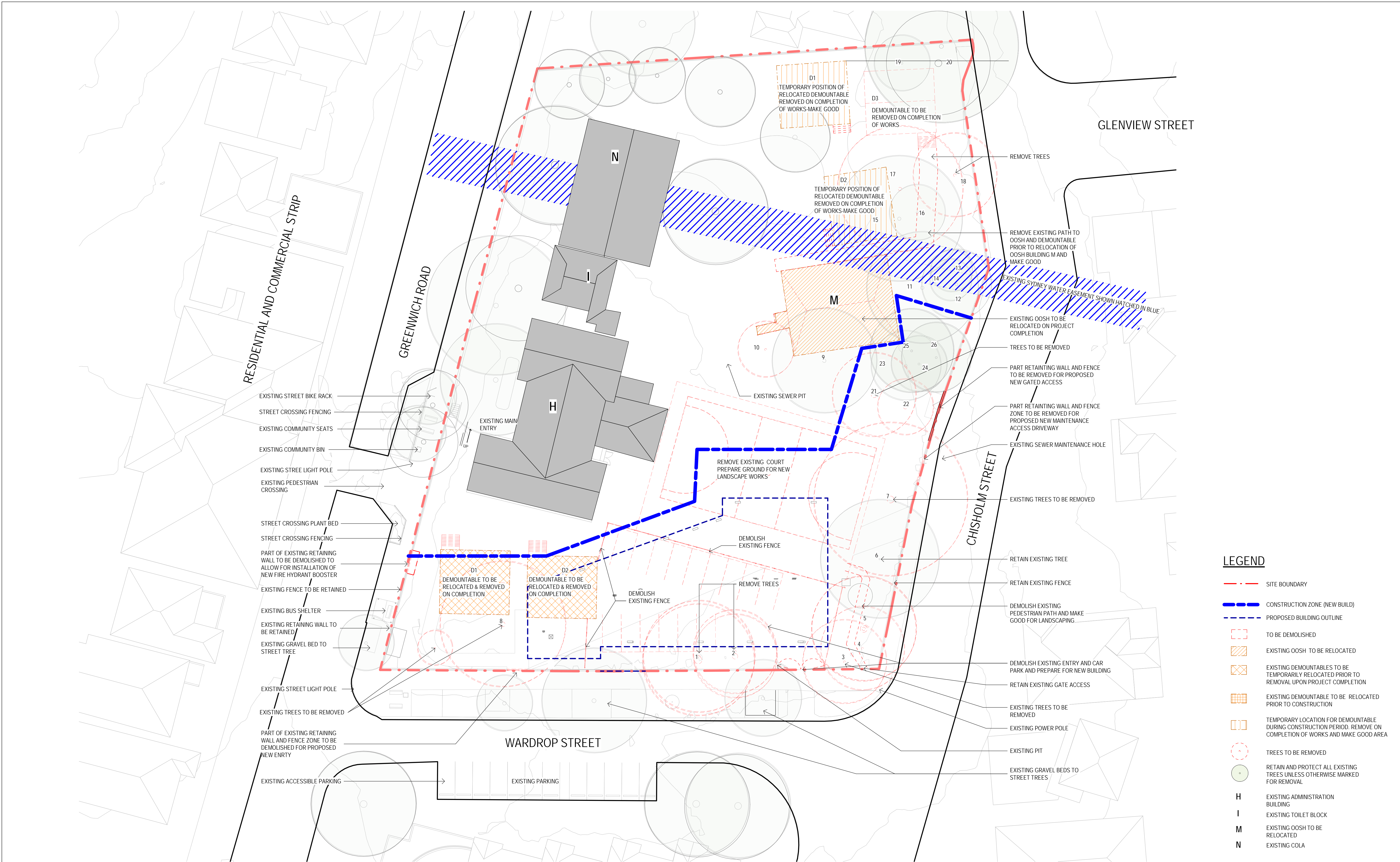
Conditions of Use.  
This document may only be used by GHD's client (and any other person who GHD has agreed can use this document) for the purpose for which it was prepared and must not be used by any other person or for any other purpose.

Drawn	L. LANEGRA	Designer	D. CHEONG
Drafting Check	S. BEATON*	Design Check	A. MILLER*
Approved (Project Director)			
Nominated / Responsible Architect	A. MILLER		
Scale			

Client **NSW DEPARTMENT OF EDUCATION**  
Project **GREENWICH PUBLIC SCHOOL REDEVELOPMENT**  
Title **GREENWICH ROAD CAMPUS - ARCHITECTURAL COVER SHEET AND LIST OF DRAWINGS**

Original Size **A1** Drawing No: **21-26108 -GR- SD-AR-0000** Rev: **H**



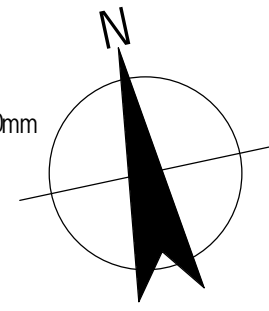
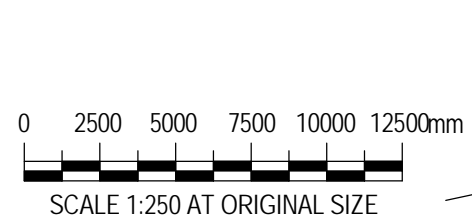


DRAWING COLOUR CODED - PRINT ALL COPIES IN COLOUR

SITE DEMOLITION PLAN  
SCALE 1 : 250

PRELIMINARY

G	DRAWING LIST REVISED	LR	PT	PT	14.05.2018	
F	ISSUED FOR FINAL SCHEME DESIGN	BSC	MD*	BM*	11.01.2018	
E	ISSUED FOR SCHEME DESIGN	BSC	MD*	BM*	27.10.2017	
D	ISSUED FOR DEVELOPMENT APPLICATION	BSC	MD*	BM*	16.10.2017	
C	DEVELOPMENT APPLICATION ISSUED FOR REVIEW	BSC	MD*	BM*	29.09.2017	
B	ISSUED FOR REVIEW	LL	MD*	BM*	12.09.2017	
A	ISSUED FOR REVIEW	LL	MD*	BM*	23.08.2017	
No	Revision	Note: * indicates signatures on original issue of drawing or last revision of drawing	Drawn	Job Manager	Project Director	Date



**GHDWOODHEAD**  
Level 15, 133 Castlereagh St Sydney NSW 2000 Australia  
T 61 2 9239 7100 F 61 2 9239 7199  
E sydmall@ghd.com W www.ghd.com

DO NOT SCALE

Conditions of Use.  
This document may only be used by GHD's client (and any other person who GHD has agreed can use this document) for the purpose for which it was prepared and must not be used by any other person or for any other purpose.

Drawn	L. LANEGRA	Designer	D. CHEONG
Drafting Check	S. BEATON*	Design Check	A. MILLER*
Approved (Project Director)	A. MILLER		
Nominated / Responsible Architect	A. MILLER		
Scale	1 : 250		

Client	NSW DEPARTMENT OF EDUCATION		
Project	GREENWICH PUBLIC SCHOOL REDEVELOPMENT		
	GREENWICH ROAD CAMPUS - ARCHITECTURAL		
Title	SITE DEMOLITION PLAN		
Original Size	A1	Drawing No:	21-26108 -GR- SD-AR-0200
Rev:	G		



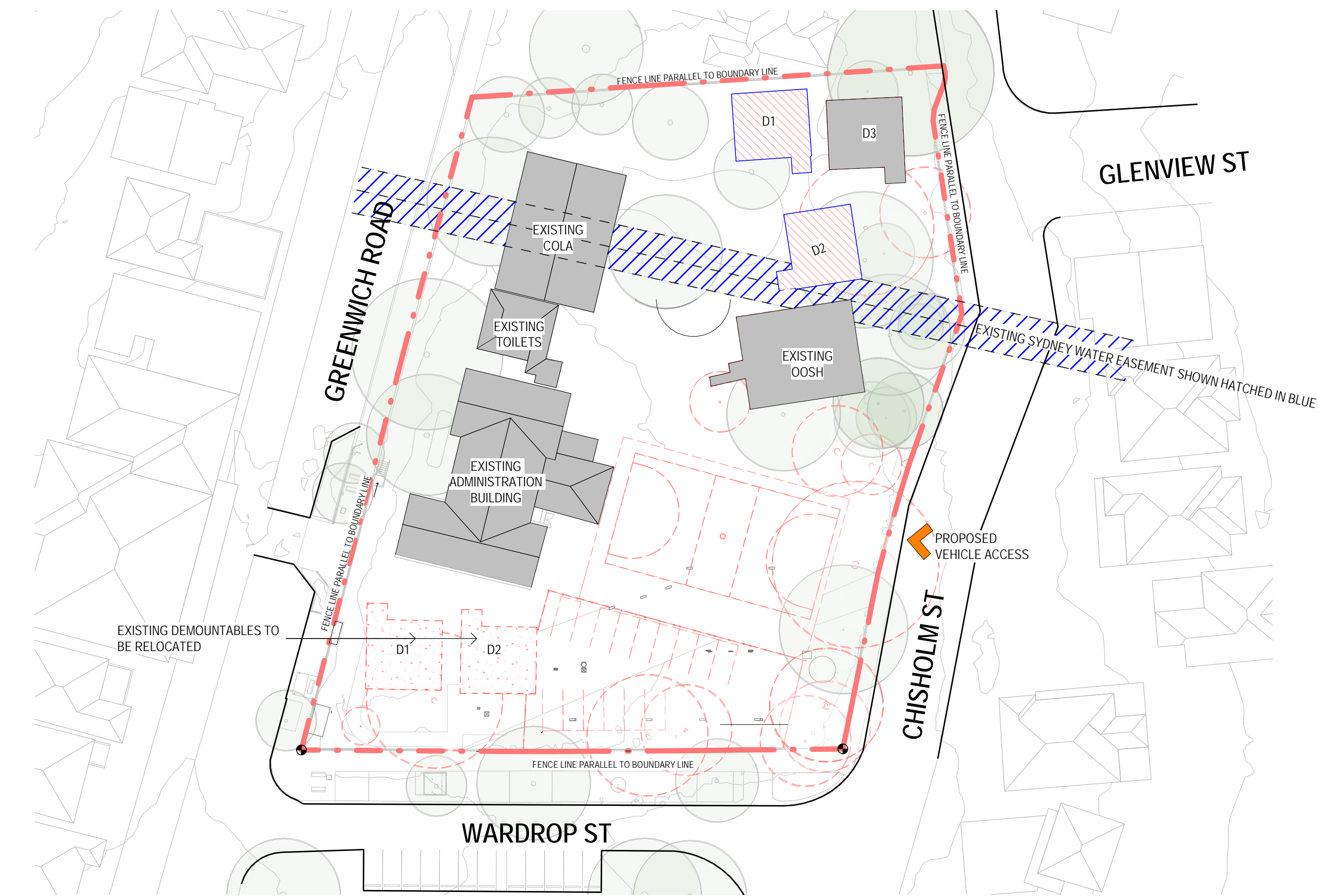
LEGEND

- SITE BOUNDARY LINE
- EXISTING BUILDINGS ON SITE
- EXTENT OF PROPOSED NEW BUILDING
- TREES TO BE REMOVED PRIOR TO CONSTRUCTION
- EXISTING TREE CANOPY TO REMAIN
- RELOCATED DEMOUNTABLES (D1&D2) (PHASE 1 AND PHASE 2)
- DEMOUNTABLE TO BE REMOVED ON COMPLETION OF WORKS (PHASE 3)
- EXISTING DEMOUNTABLE D1 & D2 RELOCATED (PHASE 1)
- CURRENT POSITION OF OOSH TO BE RETAINED DURING CONSTRUCTION OF NEW BUILDING AND RELOCATED ON COMPLETION OF WORKS. (PHASE 3)
- FINAL RELOCATED OOSH LOCATION

- PHASE 1: RELOCATE 2 DEMOUNTABLES (D1 & D2) RETAIN OOSH AND DEMOUNTABLES (D3)
- PHASE 2: CONSTRUCT NEW FACILITY
- PHASE 3: REMOVE DEMOUNTABLES D1, D2 & D3
- PHASE 4: RELOCATE OOSH & COMPLETE LANDSCAPE

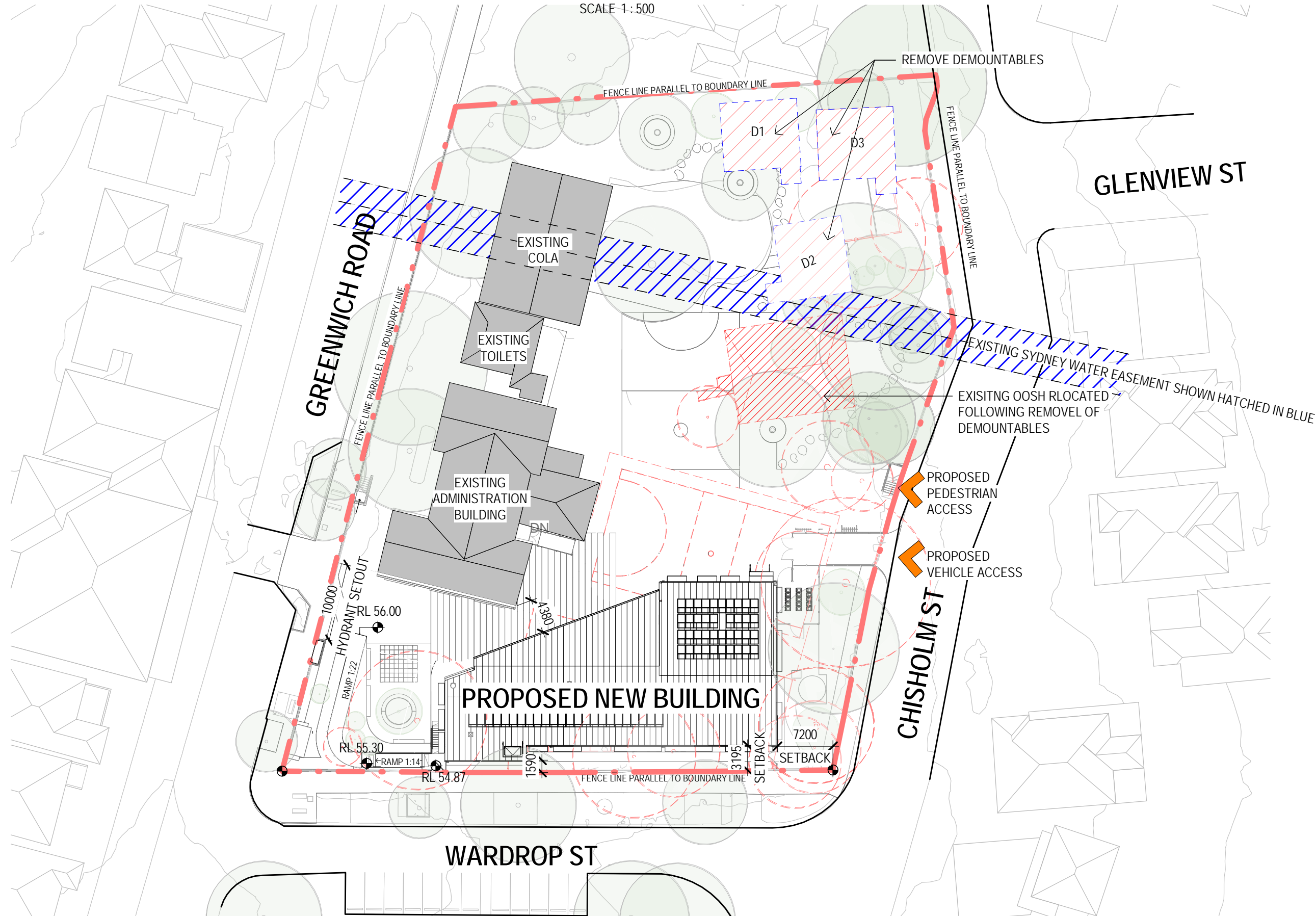
NOTE:

DEMOUNTABLE RELOCATIONS ALL STAGES SHALL BE UNDERTAKEN BY DOE INCLUDING ALL SERVICES RECONNECTIONS.



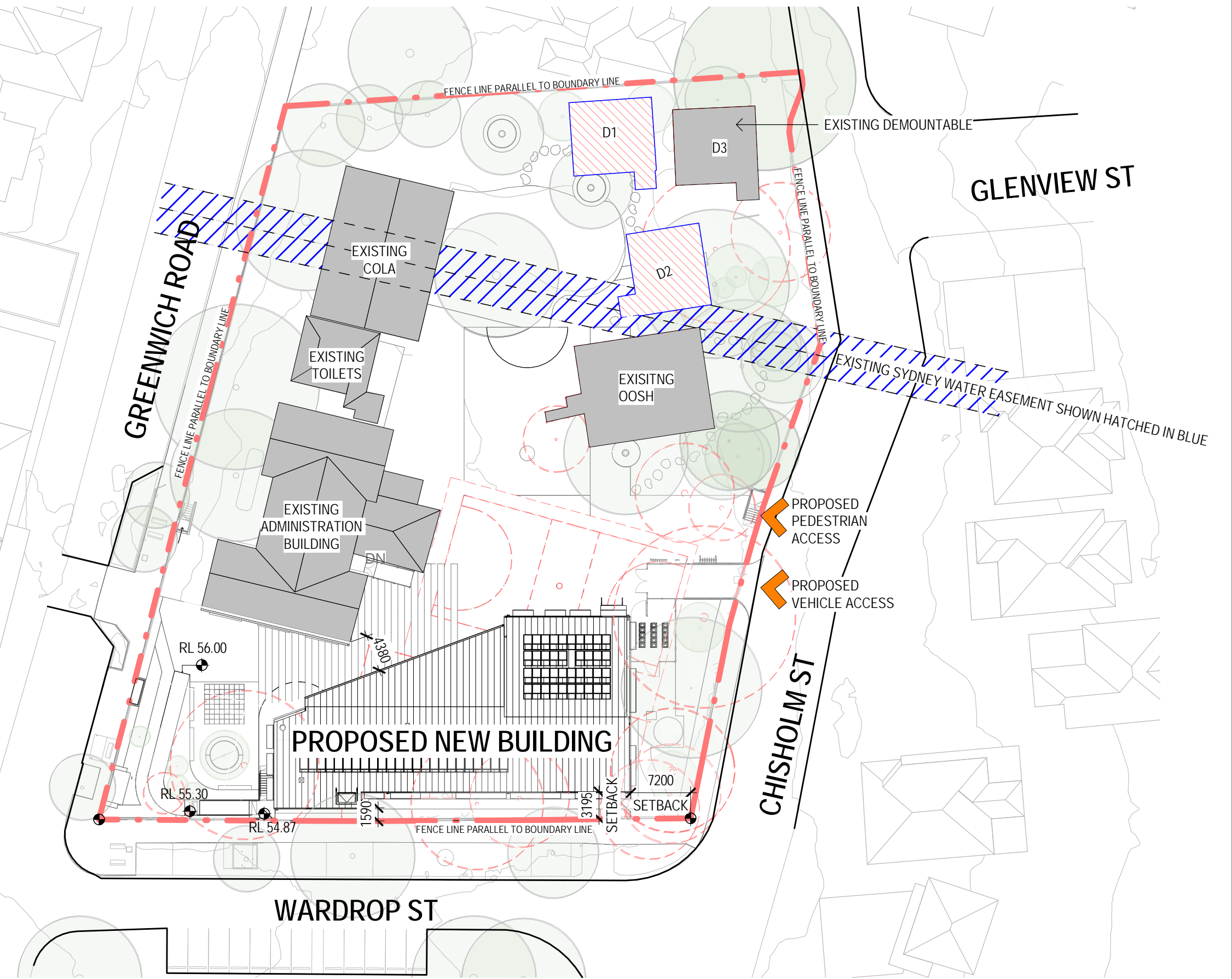
PHASE 1: SITE STAGING PLAN / CONSTRUCTION ZONE  
(RELOCATED DEMOUNTABLES)

SCALE 1:500



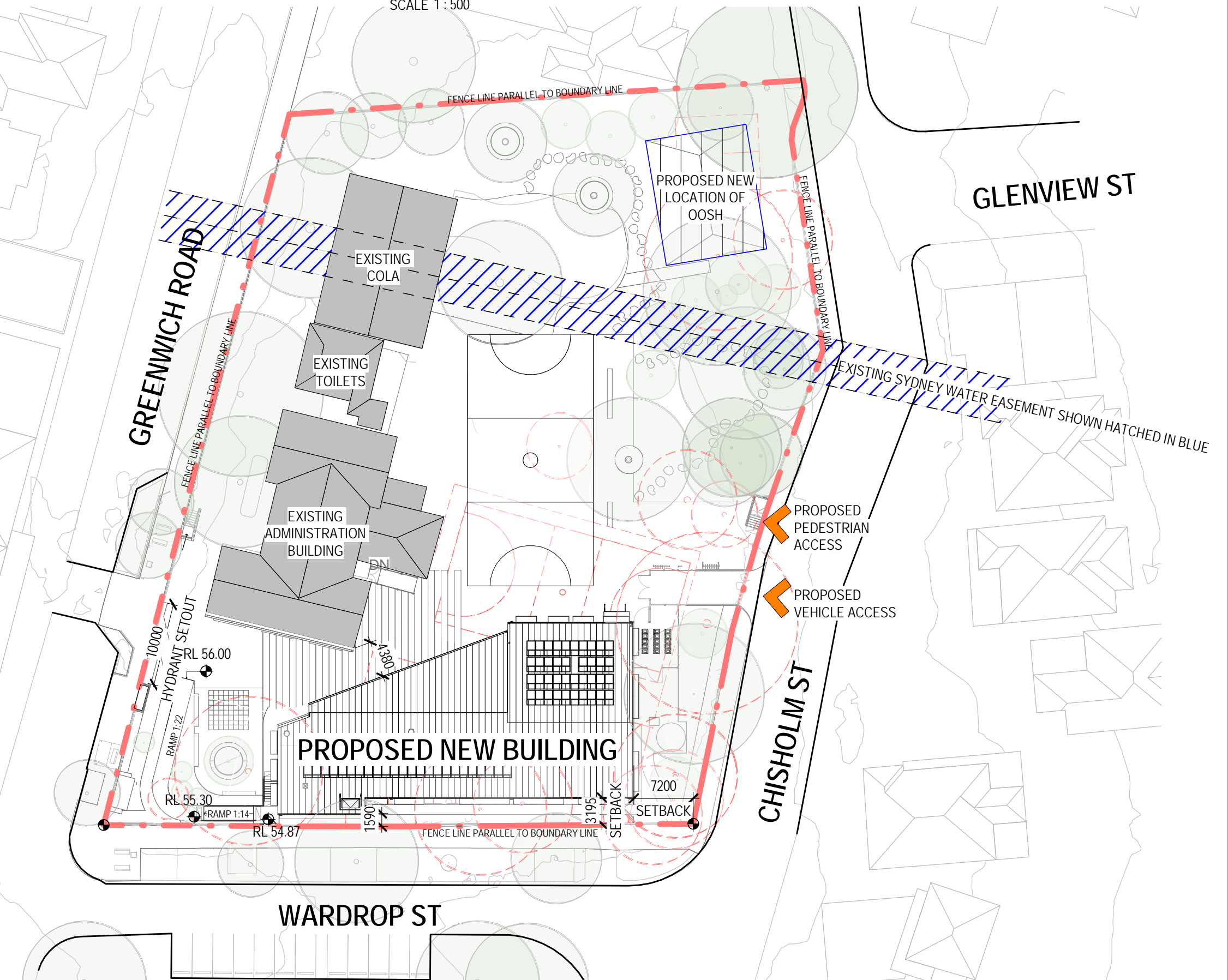
PHASE 3: SITE STAGING PLAN / CONSTRUCTION ZONE

SCALE 1:500



PHASE 2: SITE STAGING PLAN / CONSTRUCTION ZONE  
(CONSTRUCT NEW BUILDING)

SCALE 1:500

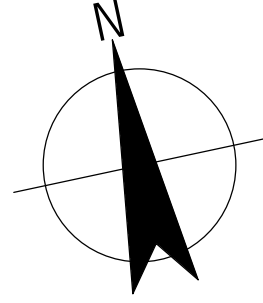
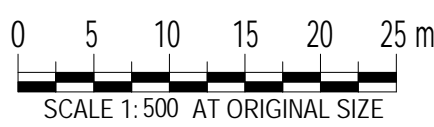


PHASE 4: SITE STAGING PLAN / CONSTRUCTION ZONE

SCALE 1:500

PRELIMINARY

C	DRAWING LIST REVISED	LR	PT	PT	14.05.2018
B	ISSUED FOR FINAL SCHEME DESIGN	BSC	MD*	BM*	11.01.2018
A	ISSUED FOR SCHEME DESIGN	BSC	MD*	BM*	27.10.2017
No	Revision	Note: * indicates signatures on original issue of drawing or last revision of drawing	Drawn	Job Manager	Project Director



**GHDWOODHEAD**

Level 15, 133 Castlereagh St Sydney NSW 2000 Australia  
T 61 2 9239 7100 F 61 2 9239 7199  
E sydmail@ghd.com W www.ghd.com

DO NOT SCALE

Conditions of Use.  
This document may only be used by GHD's client (and any other person who GHD has agreed can use this document) for the purpose for which it was prepared and must not be used by any other person or for any other purpose.

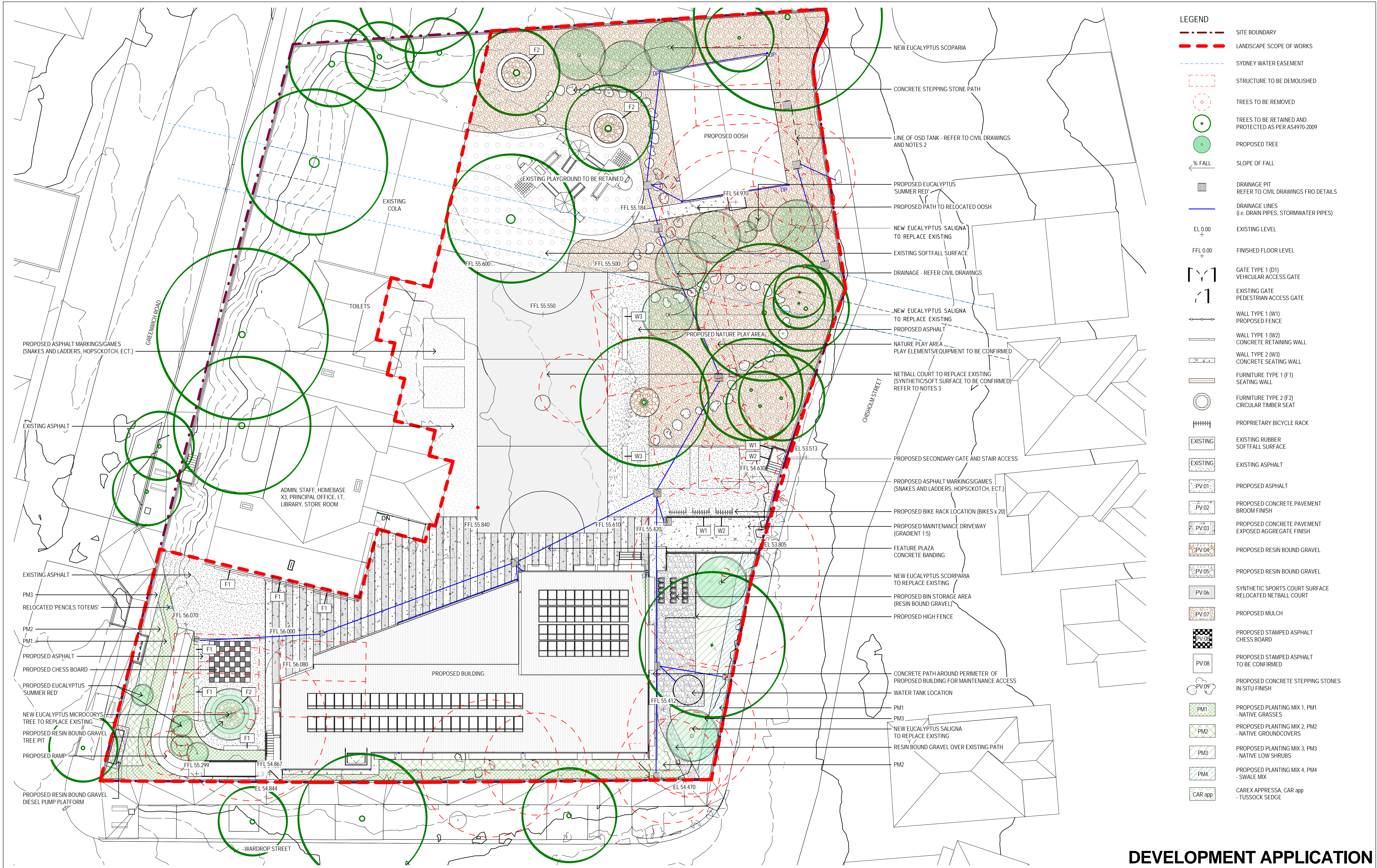
Drawn	B. STA CRUZ	Designer	D. CHEONG
Drafting Check	S. BEATON*	Design Check	A. MILLER*
Approved (Project Director)			
Nominated / Responsible Architect	A. MILLER		
Scale	As indicated		

Client	NSW DEPARTMENT OF EDUCATION
Project	GREENWICH PUBLIC SCHOOL REDEVELOPMENT
Title	GREENWICH ROAD CAMPUS - ARCHITECTURAL STAGING PLAN / CONSTRUCTION ZONE
Original Size	A1
Drawing No:	21-26108 -GR- SD-AR-0300
Rev:	C









E	ISSUED FOR DEVELOPMENT APPLICATION	JG	MD	BM	20.12.17	
D	ISSUED FOR DEVELOPMENT APPLICATION	JG	MD	BM	19.10.17	
C	DEVELOPMENT APPLICATION ISSUED FOR REVIEW	JG	MD	BM	29.09.17	
B	ISSUED FOR REVIEW	JG	MD	BM	12.09.17	
A	ISSUED FOR REVIEW	JG	PM	BM	23.08.17	
No	Revision	Note: * indicates signatures on original issue of drawing or last revision of drawing	Drawn	Job Manager	Project Director	Date

0 2000 4000 6000 8000 10000mm

SCALE 1:200 AT ORIGINAL SIZE

**DO NOT SCALE**

Conditions of Use.  
This document may only be used by GHD's client (and any other person who GHD has agreed can use this document) for the purpose for which it was prepared and must not be used by any other person or for any other purpose.

Drawn J.GLASBY  
Drafting Check S.BEATON\*  
Approved (Project Director)  
Nominated / Responsible Architect

Scale 1 : 200

Designer K. GOW\*  
Design Check C. O'DOWD\*

This Drawing must not be used for Construction unless signed as Approved

Client **NSW DEPARTMENT OF EDUCATION**  
Project **GREENWICH PUBLIC SCHOOL REDEVELOPMENT**  
Title **GREENWICH ROAD CAMPUS - LANDSCAPE GENERAL ARRANGEMENT PLAN**

Original Size **A1**  
Drawing No: **21-26108-GR- DA-LA-0001**  
Rev: **E**

Plot Date: 20/12/2017 9:27:01 AM

Cad File No: C:\Users\bmstacruz\Documents\Revit 2017 Local Files\2126108\_GRK1-LS New Building\_bmstacruz.rvt



PLANTING SCHEDULE						
PLANTING CODE	BOTANICAL NAME	COMMON NAME	POT SIZE	MATURE HEIGHT	DENSITY (m2)	QUANTITY
Trees						
EUC mic	EUCALYPTUS MICROCORYS	TALLOWOOD	45 Ltr	15-20 m	N/A	1
EUC sal	EUCALYPTUS SALIGNA	SYDNEY BLUE GUM	45 Ltr	15-20 m	N/A	5
EUC sco	EUCALYPTUS SCOPARIA	WALLANGARRA WHITE GUM	45 Ltr	15-20 m	N/A	4
EUC sum	EUCALYPTUS FICIFOLIA 'SUMMER RED'	DWARF EUCALYPTUS	45 Ltr	3-5 m	N/A	6
PLANTING MIX 1 (PM1) - NATIVE GRASSES - TOTAL 139m2						
CAR app	CAREX APPRESSA	TUSSOCK SEDGE	150 mm	400 mm	1	139
DIA cae	DIANELLA CAERULEA*	BLUE FLAX LILY	150 mm	2000 mm	1	139
ISO nod	ISOLEPIS NODOSA	KNOBBY CLUB RUSH	75 mm	500 mm	1	139
JUN usi	JUNCUS USITATUS	COMMON RUSH	75 mm	400 mm	2	278
MEL thy	MELALEUCA THYMIFOLIA	THYME HONEY MYRTLE	150 mm	500 mm	0.5	70
PLANTING MIX 2 (PM2) - NATIVE GROUNDCOVERS - TOTAL 81m2						
BAN BC	BANKSIA 'BIRTHDAY CANDLES'	DWARF BANKSIA	75 mm	400 mm	1	81
DIC rep	DICHONDRA REPENS*	KIDNEY WEED	75 mm	100 mm	1	81
GRE bro	GREVILLEA 'BRONZE RAMBLER'	BRONZE RAMBLER	75 mm	300 mm	0.5	40
HAR vio	HARDENBERGIA VIOLACEA	FALSE SARSAPARILLA	75 mm	1000 mm	1	81
MYO par	MYOPORUM PARVIFOLIUM	CREEPING BOOBIALLA	75 mm	300 mm	1	81
THU gra	THUNBERGIA GRANDIFLORA	BLUE TRUMPET VINE	75 mm	400 mm	0.5	40
PLANTING MIX 3 (PM3) - NATIVE LOW SHRUBS - TOTAL 127m2						
BAN rob	BANKSIA ROBUR	SWAMP BANKSIA	150 mm	2000 mm	0.5	64
GRE CC	GREVILLEA 'COOROORA CASCADE'	COOROORA CASCADE	75 mm	400 mm	2	127
PLANTING MIX 4 (PM4) - SWALE MIX - TOTAL 53m2						
CAR app	CAREX APPRESSA	TUSSOCK SEDGE	150 mm	400 mm	2	106
ISO nod	ISOLEPIS NODOSA	KNOBBY CLUB RUSH	150 mm	500 mm	1	53
JUN usi	JUNCUS USITATUS	COMMON RUSH	75 mm	400 mm	2	106
MEL thy	MELALEUCA THYMIFOLIA	THYME HONEY MYRTLE	150 mm	500 mm	1	53
SINGLE MASS PLANTING - TOTAL 2.8m2						
CAR app	CAREX APPRESSA	TUSSOCK SEDGE	150 mm	400 mm	2	5



EUCALYPTUS FICIFOLIA 'SUMMER RED'



BANKSIA 'BIRTHDAY CANDLES'



CAREX APPRESSA TUSSOCK SEDGE



DIANELLA CAERULEA BLUE FLAX LILY



MELALEUCA THYMIFOLIA THYME HONEY MYRTLE



MYOPORUM PARVIFOLIUM CREEPING BOOBIALLA



BANKSIA ROBUR SWAMP BANKSIA



DICHONDRA REPENS KIDNEY WEED



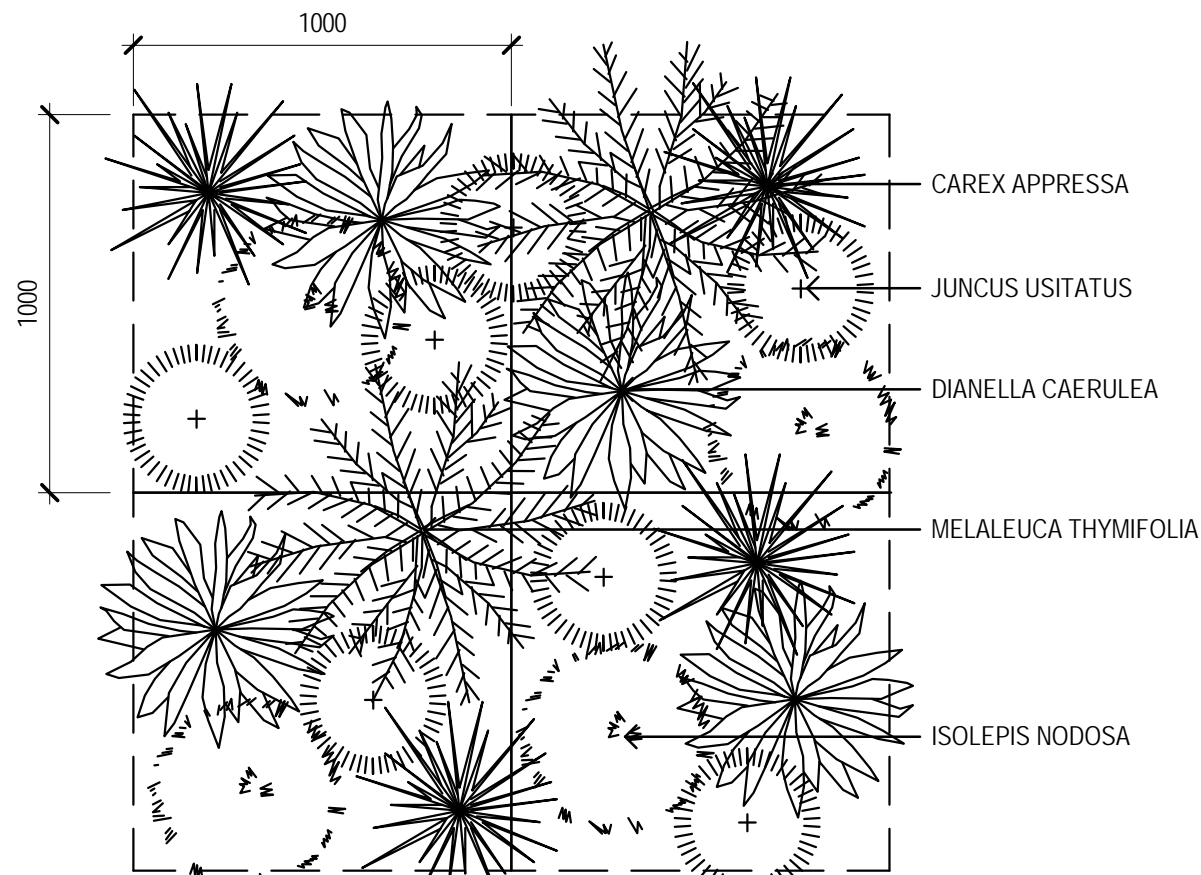
HARDENBERGIA VIOLACEA WINTER WHITE



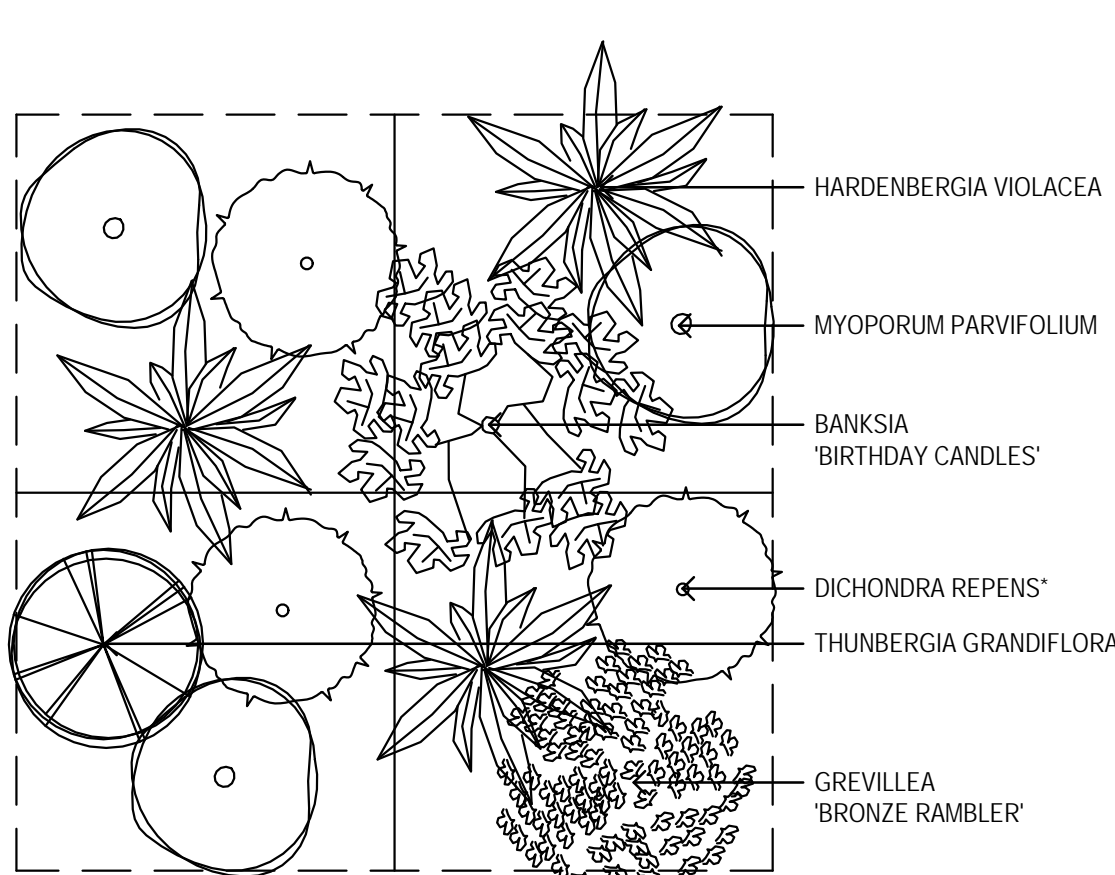
ISOLEPIS NODOSA NOBBY CLUB RUSH



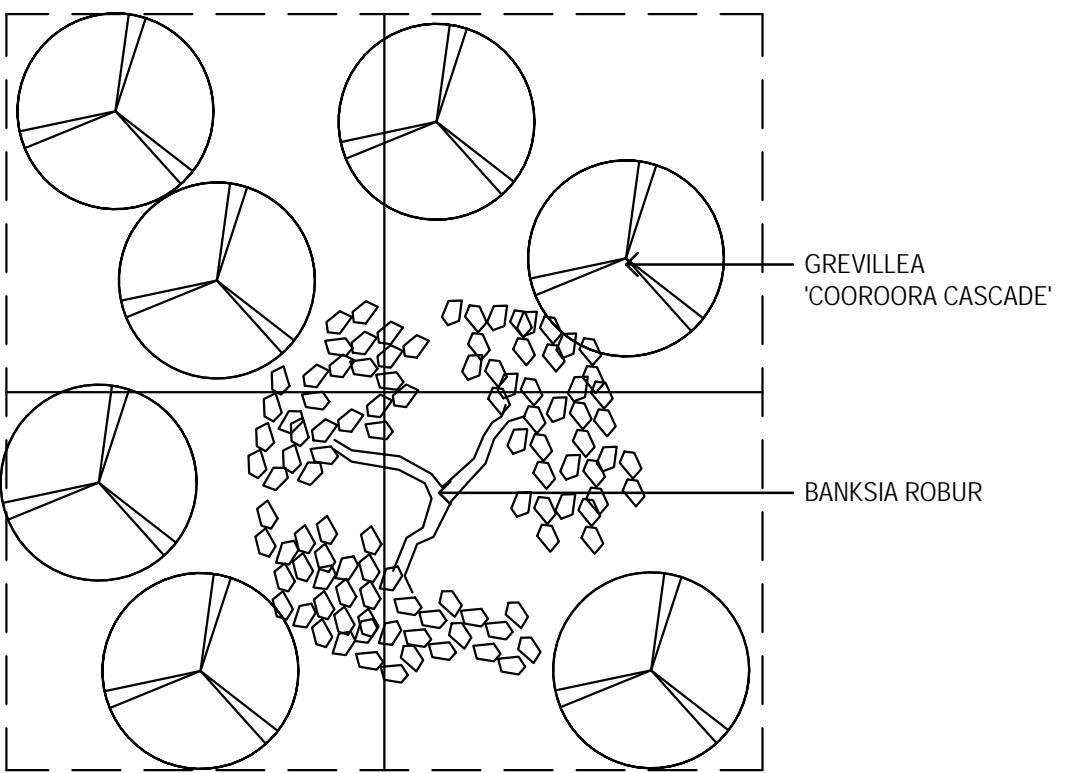
GREVILLEA 'BRONZE RAMBLER'



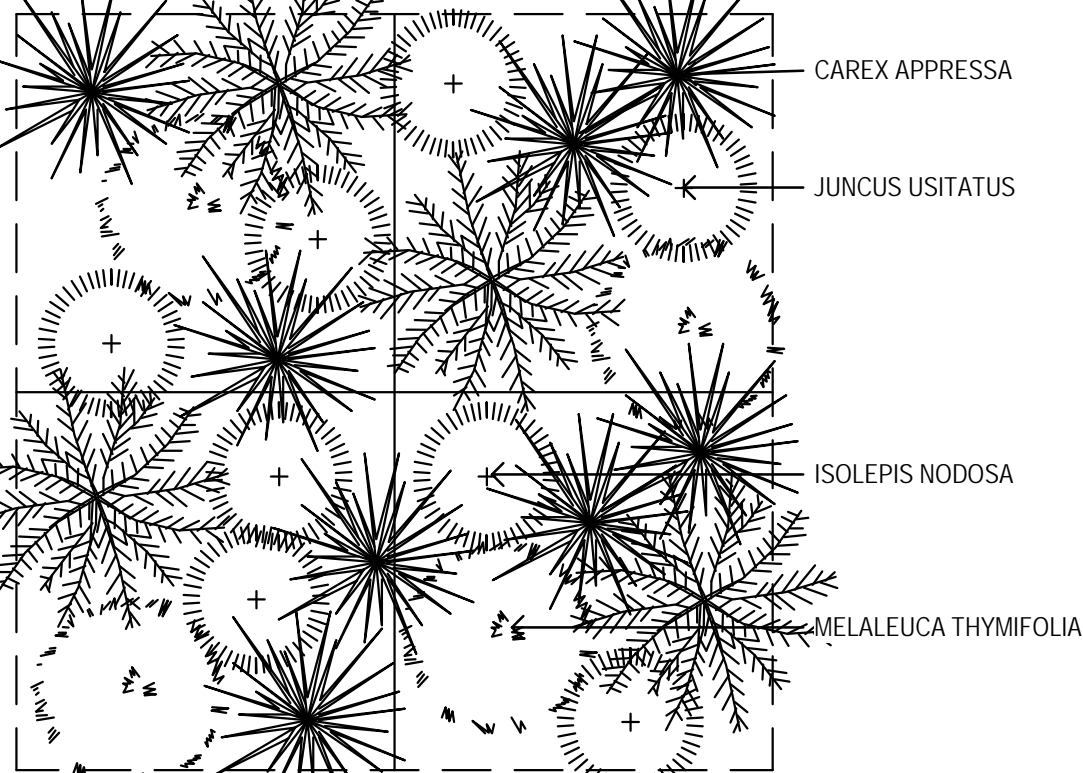
PLANTING MIX 1 (PM1)  
NATIVE GRASSES - TOTAL 139m<sup>2</sup>



PLANTING MIX 2 (PM2)  
NATIVE GROUND COVERS - TOTAL 81m<sup>2</sup>



PLANTING MIX 3 (PM3)  
NATIVE LOW SHRUBS - TOTAL 127m<sup>2</sup>



PLANTING MIX 4 (PM4)  
SWALE MIX - TOTAL 53m<sup>2</sup>




SYNTHETIC TURF



MULCH



TREE PIT/ RESIN BOUND GRAVEL



BANDED PAVING



ASPHALT STAMPING



CONCRETE STEPPING STONE PATH



TIMBER BENCH SEATING



NATURE PLAY - CLIMBING AND BALANCING LOGS



PLAY EQUIPMENT - BLOOX

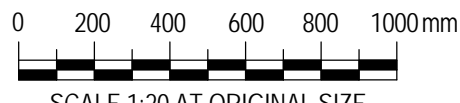


ASPHALT STAMPING - CHESS BOARD

PLANTING MATRIX DETAILS

SCALE 1 : 20

E	ISSUED FOR DEVELOPMENT APPLICATION	JG	MD*	BM*	20.12.17
D	ISSUED FOR DEVELOPMENT APPLICATION	JG	MD*	BM*	19.10.17
C	DEVELOPMENT APPLICATION ISSUED FOR REVIEW	JG	MD*	BM*	29.09.17
B	ISSUED FOR REVIEW	JG	MD	BM	12.09.17
A	ISSUED FOR REVIEW	JG	PM	BM*	23.08.17
No	Revision	Note: * indicates signatures on original issue of drawing or last revision of drawing	Drawn	Job Manager	Project Director



SCALE 1:20 AT ORIGINAL SIZE



**GHDWOODHEAD**

Level 15, 133 Castlereagh St Sydney NSW 2000 Australia  
T 61 2 9239 7100 F 61 2 9239 7199  
E sydmail@ghd.com W www.ghd.com

DO NOT SCALE

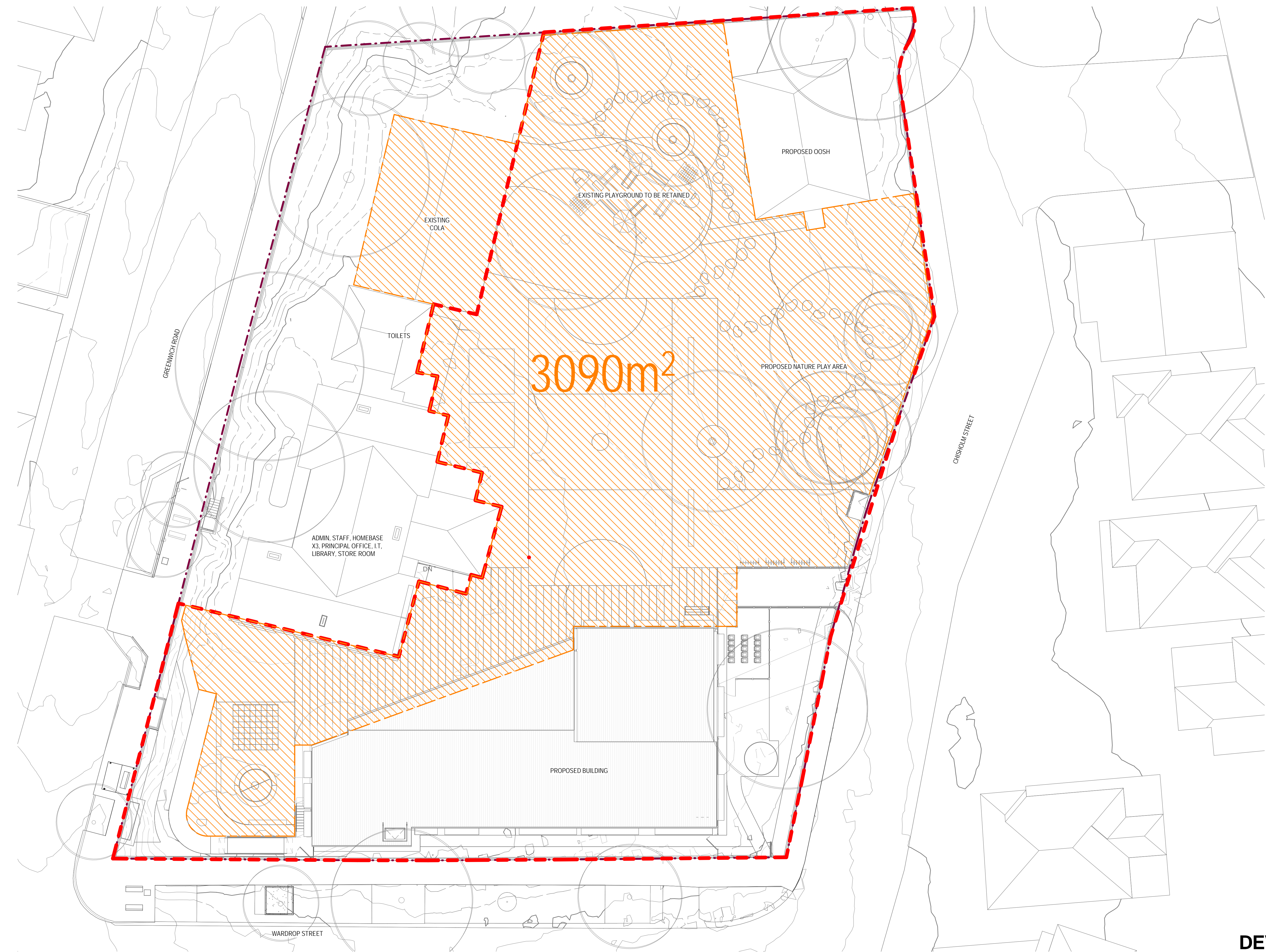
Conditions of Use.  
This document may only be used by GHD's client (and any other person who GHD has agreed can use this document) for the purpose for which it was prepared and must not be used by any other person or for any other purpose.

Drawn	J.GLASBY	Designer	K.GOW
Drafting Check	S.BEATON*	Design Check	C.O'DOWD*
Approved (Project Director)			
Nominated / Responsible Architect			
Scale	1 : 20		

This Drawing must not be used for Construction unless signed as Approved

Client	NSW DEPARTMENT OF EDUCATION		
Project	GREENWICH PUBLIC SCHOOL REDEVELOPMENT		
	GREENWICH ROAD CAMPUS - LANDSCAPE		
Title	PLANTING SCHEDULE AND FINISHES PALETTE		
Original Size	A1	Drawing No:	21-26108 -GR- DA-LA-0002
Rev:	E		





**LEGEND**

- SITE BOUNDARY
- LANDSCAPE SCOPE OF WORKS
- PLAY SPACE AREA (3090m²)

**NOTES:**

1. TOTAL NO. OF STUDENTS POST CONSTRUCTION OF NEW CAMPUS BUILDING = 360. THIS NO. ACCOMODATES 30 STUDENTS PER CLASSROOM.

2. PLAY SPACE AREA HAS BEEN CALCULATED INCLUDING THE TOTAL SITE AREA NOT COVERED BY BUILDINGS, CARPARKS, BUSHLAND OR OTHER INFRASTRUCTURE CONDITIONS THAT MAKE THE AREA INACCESSIBLE AS OUTLINED IN THE INTERIM SCHOOL STRATEGY & PROJECT SCOPE REQUIREMENTS FOR: GREENWICH PUBLIC SCHOOL DOCUMENT.

DEVELOPMENT APPLICATION

										 Level 15, 133 Castlereagh St Sydney NSW 2000 Australia T 61 2 9239 7100 F 61 2 9239 7199 E sydmail@ghd.com W www.ghd.com		<b>DO NOT SCALE</b>		Drawn J.GLASBY	Designer K.GOW	Client <b>NSW DEPARTMENT OF EDUCATION</b>		
												Conditions of Use. This document may only be used by GHD's client (and any other person who GHD has agreed can use this document) for the purpose for which it was prepared and must not be used by any other person or for any other purpose.		Drafting Check S.BEATON*	Design Check C.O'DOWD*	Project <b>GREENWICH PUBLIC SCHOOL REDEVELOPMENT</b>		
B	ISSUED FOR DEVELOPMENT APPLICATION			JG	MD*	BM*	20.12.17					Approved (Project Director)				Title <b>GREENWICH ROAD CAMPUS - LANDSCAPE</b>		
A	ISSUED FOR DEVELOPMENT APPLICATION			JG	MD*	BM*	19.10.17					Nominated / Responsible Architect				Available Play Space Area		
No	Revision	Note: * indicates signatures on original issue of drawing or last revision of drawing		Drawn	Job Manager	Project Director	Date					Scale 1 : 200		This Drawing must not be used for Construction unless signed as Approved		Original Size <b>A1</b>	Drawing No: <b>21-26108 -GR- DA-LA-0003</b>	Rev: <b>B</b>